

NCOA4 antibody

Product Information

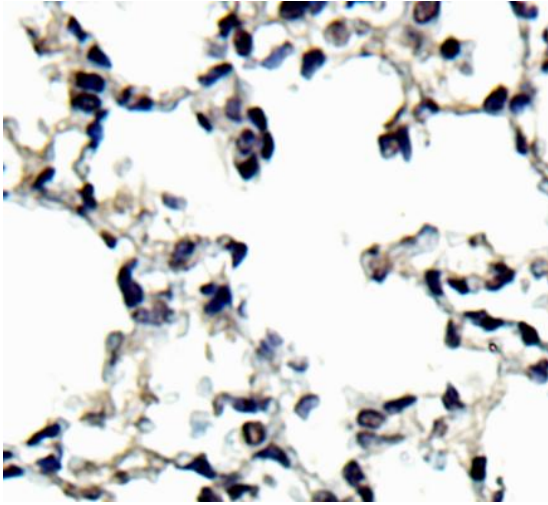
Catalog No.:	FNab10683
Size:	100µg
Form:	liquid
Purification:	Immunogen affinity purified
Purity:	≥95% as determined by SDS-PAGE
Host:	Rabbit
Clonality:	polyclonal
IsoType:	IgG
Storage:	PBS with 0.02% sodium azide and 50% glycerol pH 7.3, -20°C for 12 months (Avoid repeated freeze / thaw cycles.)

Immunogen information

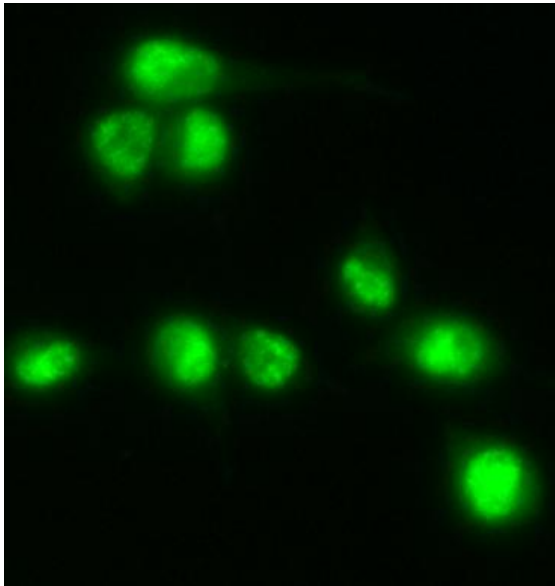
Immunogen:	Nuclear receptor coactivator 4
Synonyms:	70 kDa AR activator, ARA70, ELE1, NCoA 4, NCOA4, nuclear receptor coactivator 4, PTC3, Ret activating protein ELE1, RFG
Observed MW:	80 kDa
Uniprot ID :	Q13772

Application

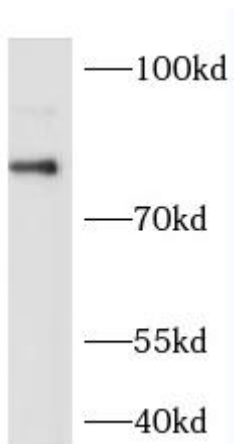
Reactivity:	Human, Mouse, Rat
Tested Application:	ELISA, WB, IHC, IF
Recommended dilution:	WB: 1:500 - 1:2000; IHC: 1:50-1:500; IF: 1:50-1:500
Image:	



Immunohistochemistry of paraffin-embedded mouse lung tissue slide using FNab10683(NCOA4 antibody) at dilution of 1:100



Immunofluorescent analysis of K562 cells using FNab10683 (NCOA4 antibody) at dilution of 1:50



Rat testis were subjected to SDS PAGE followed by western blot with FNab10683(NCOA4 antibody) at dilution of 1:1000