

Nestin antibody

Product Information

Catalog No.:	FNab10534
Size:	100µg
Form:	liquid
Purification:	Immunogen affinity purified
Purity:	≥95% as determined by SDS-PAGE
Host:	Rabbit
Clonality:	polyclonal
IsoType:	IgG
Storage:	PBS with 0.02% sodium azide and 50% glycerol pH 7.3, -20°C for 12 months (Avoid repeated freeze / thaw cycles.)

Background

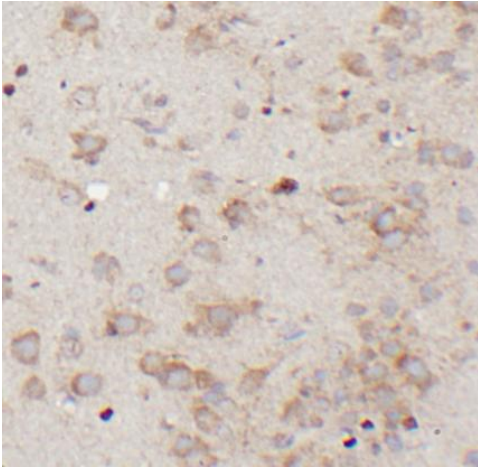
Nestin, also named as NES and Nbla00170, is a class VI intermediate filament protein expressed in stem cells of the central nervous system(CNS) but not in mature CNS cells. Its expression is used extensively as a marker for neural lineage cells derived from human embryonic stem(hES) and induced pluripotent stem(iPS) cells. Nestin is also expressed in non-neural stem cell populations such as pancreatic islet progenitors and hematopoietic progenitors.

Immunogen information

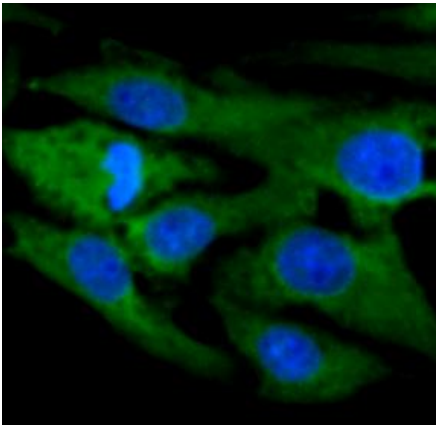
Immunogen:	nestin
Synonyms:	NES, Nestin
Observed MW:	170 kDa
Uniprot ID :	P48681

Application

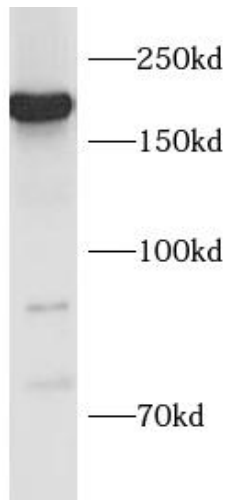
Reactivity:	Human, Mouse, Rat
Tested Application:	ELISA, WB, IHC, IF
Recommended dilution:	WB: 1:500-1:2000; IHC: 1:50-1:200; IF: 1:20-1:200
Image:	



Immunohistochemistry of paraffin-embedded mouse brain using FNab10534(NES antibody) at dilution of 1:50



Immunofluorescent analysis of SH-SY5Y cells using FNab10534(NES antibody) at dilution of 1:50.



MCF7 cells were subjected to SDS PAGE followed by western blot with FNab10534(NES antibody) at dilution of 1:1000