

anti- SIRT1 antibody

Product Information

Catalog No.:	FNab10371
Size:	100µg
Form:	liquid
Purification:	Immunogen affinity purified
Purity:	≥95% as determined by SDS-PAGE
Host:	Rabbit
Clonality:	polyclonal
IsoType:	IgG
Storage:	PBS with 0.02% sodium azide and 50% glycerol pH 7.3, -20°C for 12 months (Avoid repeated freeze / thaw cycles.)

Background

This gene encodes a member of the sirtuin family of proteins, homologs to the yeast Sir2 protein. Members of the sirtuin family are characterized by a sirtuin core domain and grouped into four classes. The functions of human sirtuins have not yet been determined; however, yeast sirtuin proteins are known to regulate epigenetic gene silencing and suppress recombination of rDNA. Studies suggest that the human sirtuins may function as intracellular regulatory proteins with mono-ADP-ribosyltransferase activity. The protein encoded by this gene is included in class I of the sirtuin family. Alternative splicing results in multiple transcript variants.

Immunogen information

Immunogen:	sirtuin (silent mating type information regulation 2 homolog) 1
Synonyms:	hSIR2, hSIRT1, SIR2 like protein 1, SIR2L1, SIRT1
Observed MW:	130 kDa
Uniprot ID :	Q96EB6

Application

Reactivity:	Human, Mouse
Tested Application:	ELISA, WB, IHC, IF
Recommended dilution:	WB: 1:500 - 1:2000; IHC: 1:50 - 1:200; IF: 1:10 - 1:100
Image:	

1

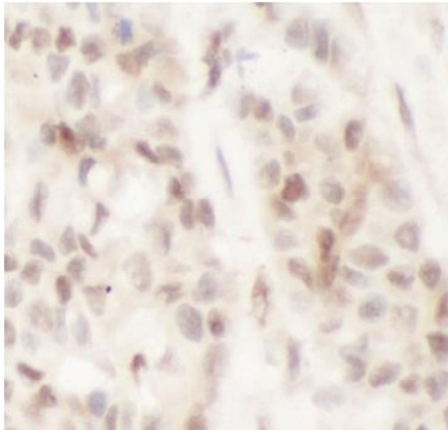
Wuhan Fine Biotech Co., Ltd.

B9 Bld, High-Tech Medical Devices Park, No. 818 Gaoxin Ave. East Lake High-Tech Development Zone. Wuhan, Hubei, China(430206)

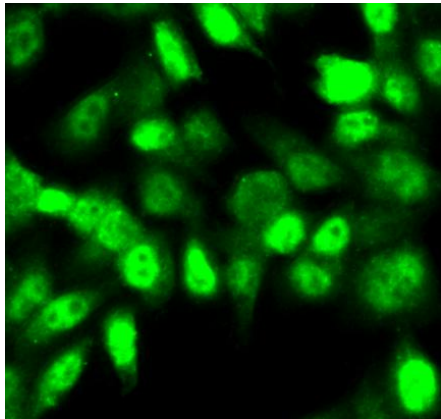
Tel : (0086)027-87384275

Fax: (0086)027-87800889

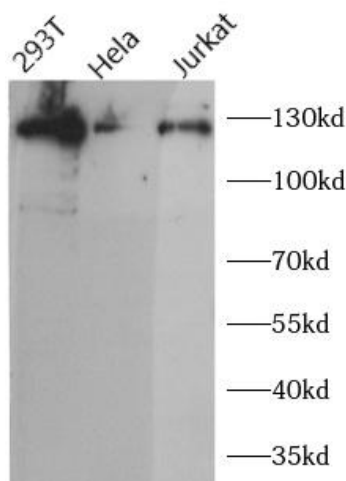
www.fn-test.com



Immunohistochemistry of paraffin-embedded human colon tissue slide using FNab10371(SIRT1 Antibody) at dilution of 1:100



Immunofluorescent analysis of (10% Formaldehyde) fixed HeLa cells using FNab10371 (SIRT1 antibody) at dilution of 1:50 and FITC-conjugated Goat Anti-Rabbit IgG(H+L).



Various lysates were subjected to SDS PAGE followed by western blot with FNab10371(SIRT1 Antibody) at dilution of 1:1000