

anti- traf3 antibody

Product Information

Catalog No.:	FNab10240
Size:	100µg
Form:	liquid
Purification:	Immunogen affinity purified
Purity:	≥95% as determined by SDS-PAGE
Host:	Rabbit
Clonality:	polyclonal
Clone ID:	None
IsoType:	IgG
Storage:	PBS with 0.02% sodium azide and 50% glycerol pH 7.3, -20°C for 12 months (Avoid repeated freeze / thaw cycles.)

Background

None

Immunogen information

Immunogen:	TNF receptor-associated factor 3
Synonyms:	CAP 1, CAP1, CD40 binding protein, CD40bp, CRAF1, LAP1, LMP1 associated protein 1, TRAF3
Observed MW:	64 kDa
Uniprot ID :	Q13114

Application

Reactivity:	Human, Mouse, Rat
Tested Application:	ELISA, WB, IHC, IF
Recommended dilution:	WB: 1:500-1:2000; IHC: 1:50-1:200; IF: 1:10-1:100
Image:	

1

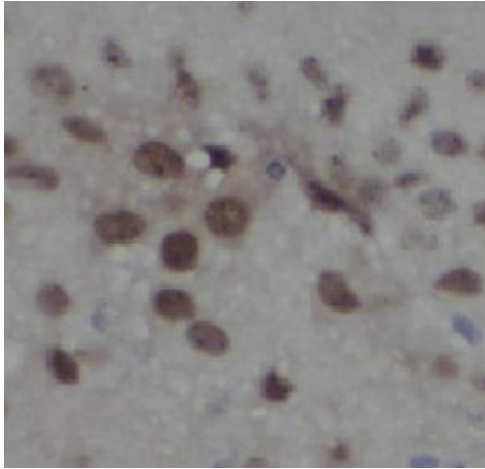
Wuhan Fine Biotech Co., Ltd.

B9 Bld, High-Tech Medical Devices Park, No. 818 Gaoxin Ave. East Lake High-Tech Development Zone. Wuhan, Hubei, China(430206)

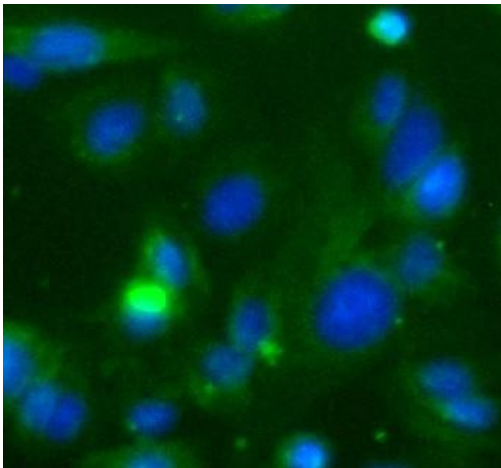
Tel : (0086)027-87384275

Fax: (0086)027-87800889


www.fn-test.com



Immunohistochemistry of paraffin-embedded mouse brain tissue slide using FNab10240(TRAF3 antibody) at dilution of 1:100



Immunofluorescent analysis of U2OS cells using FNab10240 (TRAF3 antibody) at dilution of 1:50



Hela cells were subjected to SDS PAGE followed by western blot with FNab10240(traf3 antibody) at dilution of 1:1000