

## anti- IRAK4 antibody

### Product Information

Catalog No.:	FNab10221
Size:	100µg
Form:	liquid
Purification:	Immunogen affinity purified
Purity:	≥95% as determined by SDS-PAGE
Host:	Rabbit
Clonality:	polyclonal
Clone ID:	None
IsoType:	IgG
Storage:	PBS with 0.02% sodium azide and 50% glycerol pH 7.3, -20°C for 12 months (Avoid repeated freeze / thaw cycles.)

### Immunogen information

Immunogen:	Interleukin-1 receptor-associated kinase 4
Synonyms:	IPD1, IRAK 4, IRAK4, NY REN 64, REN64
Observed MW:	52 kDa
Uniprot ID :	Q9NWZ3

### Application

Reactivity:	Human, rat
Tested Application:	ELISA, WB, IHC, IF
Recommended dilution:	WB: 1:200-1:2000; IHC: 1:50-1:200; IF: 1:50-1:100
Image:	

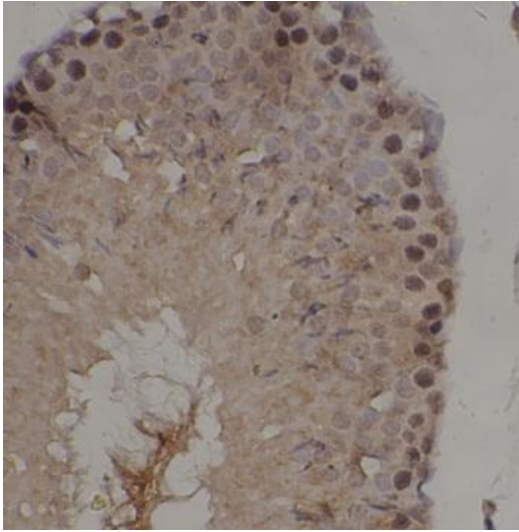
### Wuhan Fine Biotech Co., Ltd.

B9 Bld, High-Tech Medical Devices Park, No. 818 Gaoxin Ave. East Lake High-Tech Development Zone. Wuhan, Hubei, China(430206)

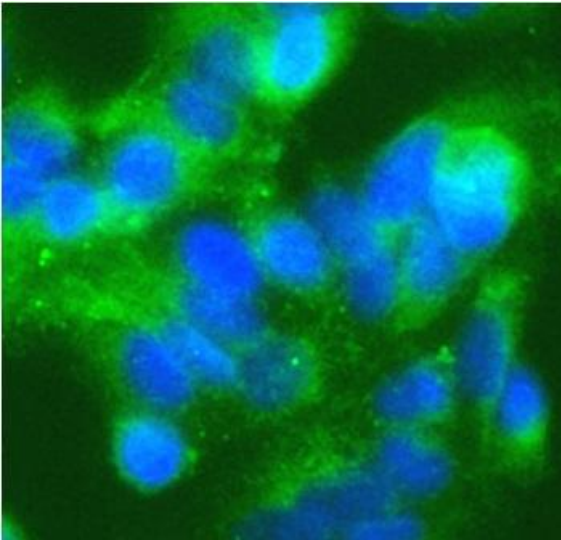
Tel : (0086)027-87384275

Fax: (0086)027-87800889


[www.fn-test.com](http://www.fn-test.com)



Immunohistochemistry of paraffin-embedded Rat testis tissue slide using FNab10221(IRA4 antibody) at dilution of 1:200



Immunofluorescent analysis of MCF7 cells using IRA4 antibody(FNab10221) at 1:50 dilution.



Mcf-7 cells were subjected to SDS PAGE followed by western blot with FNab10221(IRAK4 antibody) at dilution of 1:1000