

## anti- WRAP53 antibody

### Product Information

Catalog No.:	FNab09523
Size:	100µg
Form:	liquid
Purification:	Immunogen affinity purified
Purity:	≥95% as determined by SDS-PAGE
Host:	Rabbit
Clonality:	polyclonal
Clone ID:	None
IsoType:	IgG
Storage:	PBS with 0.02% sodium azide and 50% glycerol pH 7.3, -20°C for 12 months (Avoid repeated freeze / thaw cycles.)

### Background

Essential component of the telomerase holoenzyme complex, a ribonucleoprotein complex essential for the replication of chromosome termini that elongates telomeres in most eukaryotes. In the telomerase holoenzyme complex, it controls telomerase localization to Cajal body. Required for delivery of TERC to telomeres during S phase and for telomerase activity. Binds small Cajal body RNAs(scaRNAs). The mRNA encoding this protein plays a critical role in the regulation of p53 expression at the post-transcriptional level; it is involved both in maintaining basal p53 mRNA levels and in p53 induction upon DNA damage.

### Immunogen information

Immunogen:	WD repeat containing, antisense to TP53
Synonyms:	FLJ10385, TCAB1, WDR79, WRAP53
Observed MW:	72 kDa
Uniprot ID :	Q9BUR4

### Application

Reactivity:	Human, Mouse, Rat
-------------	-------------------

### Wuhan Fine Biotech Co., Ltd.

B9 Bld, High-Tech Medical Devices Park, No. 818 Gaoxin Ave. East Lake High-Tech Development Zone. Wuhan, Hubei, China(430206)

Tel : (0086)027-87384275

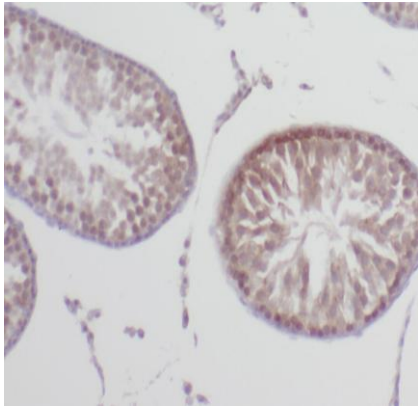
Fax: (0086)027-87800889

[www.fn-test.com](http://www.fn-test.com)

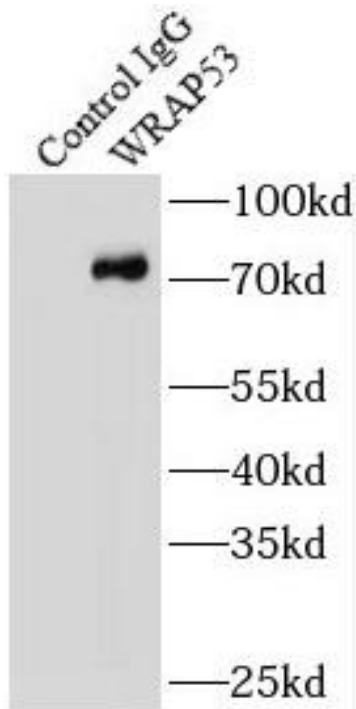
Tested Application: ELISA, WB, IHC, IP

Recommended dilution: WB: 1:500-1:5000; IHC: 1:20-1:200; IP: 1:200-1:1000

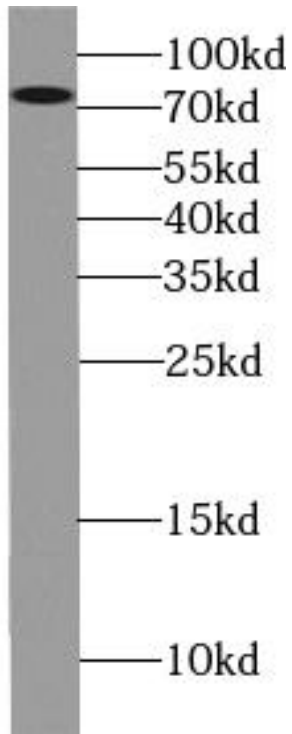
Image:



Immunohistochemistry of paraffin-embedded human testis using FNab09523(WRAP53 antibody) at dilution of 1:100



IP Result of anti-WRAP53 (IP:FNab09523, 4ug; Detection:FNab09523 1:300) with HeLa cells lysate 2480ug.



human kidney tissue were subjected to SDS PAGE followed by western blot with FNab09523(WRAP53 antibody) at dilution of 1:300