

## anti- TRAF4 antibody

### Product Information

Catalog No.:	FNab08919
Size:	100µg
Form:	liquid
Purification:	Immunogen affinity purified
Purity:	≥95% as determined by SDS-PAGE
Host:	Rabbit
Clonality:	polyclonal
Clone ID:	None
IsoType:	IgG
Storage:	PBS with 0.02% sodium azide and 50% glycerol pH 7.3, -20°C for 12 months (Avoid repeated freeze / thaw cycles.)

### Background

This gene encodes a member of the TNF receptor associated factor (TRAF) family. TRAF proteins are associated with, and mediate signal transduction from members of the TNF receptor superfamily. The encoded protein has been shown to interact with neurotrophin receptor, p75 (NTR/NTSR1), and negatively regulate NTR induced cell death and NF-kappa B activation. This protein has been found to bind to p47phox, a cytosolic regulatory factor included in a multi-protein complex known as NAD(P)H oxidase. This protein thus, is thought to be involved in the oxidative activation of MAPK8/JNK. Alternatively spliced transcript variants have been observed but the full-length nature of only one has been determined.

### Immunogen information

Immunogen:	TNF receptor-associated factor 4
Synonyms:	CART1, MLN62, RNF83
Observed MW:	54 kDa
UniprotID :	Q9BUZ4

### Application

#### Wuhan Fine Biotech Co., Ltd.

B9 Bld, High-Tech Medical Devices Park, No. 818 GaoxinAve. East Lake High-Tech Development Zone. Wuhan, Hubei, China(430206)

Tel : (0086)027-87384275

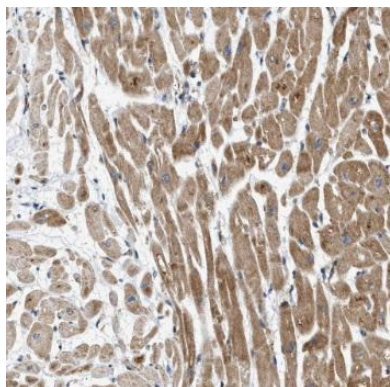
Fax: (0086)027-87800889 [www.fn-test.com](http://www.fn-test.com)

Reactivity: Human, Mouse, Rat

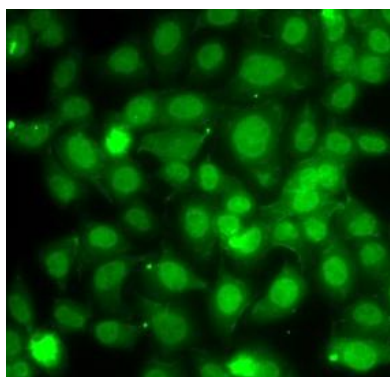
Tested Application: ELISA, WB, IHC, IF

Recommended dilution: WB: 1:500 - 1:2000; IHC: 1:50 - 1:200; IF: 1:50 - 1:200

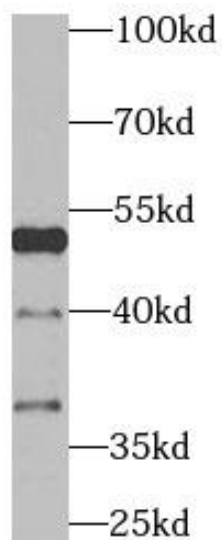
Image:



Immunohistochemistry of paraffin-embedded human heart tissue slide using FNab08919(TRAF4 antibody) at dilution of 1:50



Immunofluorescence analysis of A549 cells using FNab08919(TRAF4 antibody).



MCF-7 cells were subjected to SDS PAGE followed by western blot with FNab08919(TRAF4 antibody) at dilution of 1:1000