

## anti- TPT1 antibody

### Product Information

Catalog No.:	FNab08907
Size:	100µg
Form:	liquid
Purification:	Immunogen affinity purified
Purity:	≥95% as determined by SDS-PAGE
Host:	Rabbit
Clonality:	polyclonal
Clone ID:	None
IsoType:	IgG
Storage:	PBS with 0.02% sodium azide and 50% glycerol pH 7.3, -20°C for 12 months (Avoid repeated freeze / thaw cycles.)

### Background

Involved in calcium binding and microtubule stabilization.

### Immunogen information

Immunogen:	tumor protein, translationally-controlled 1
Synonyms:	Fortilin, Histamine releasing factor, HRF, p02, p23, TCTP, TPT1
Observed MW:	22 kDa
Uniprot ID :	P13693

### Application

Reactivity:	Human, Mouse, Rat
Tested Application:	ELISA, WB, IHC, IP
Recommended dilution:	WB: 1:500-1:1000; IP: 1:500-1:1000; IHC: 1:20-1:200
Image:	

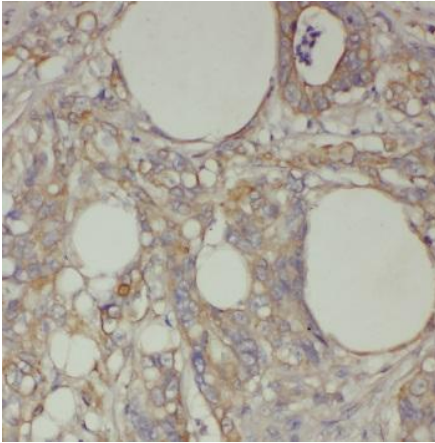
### Wuhan Fine Biotech Co., Ltd.

B9 Bld, High-Tech Medical Devices Park, No. 818 Gaoxin Ave. East Lake High-Tech Development Zone. Wuhan, Hubei, China(430206)

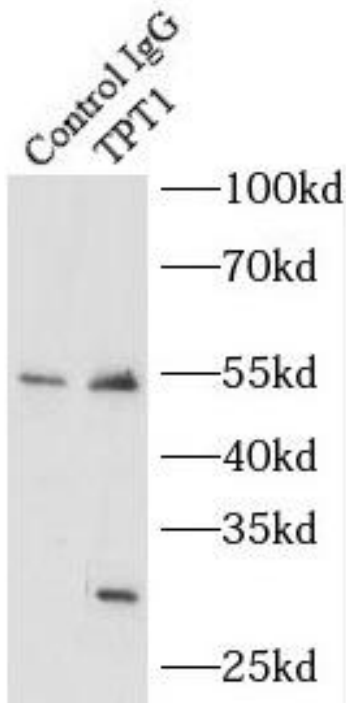
Tel : (0086)027-87384275

Fax: (0086)027-87800889

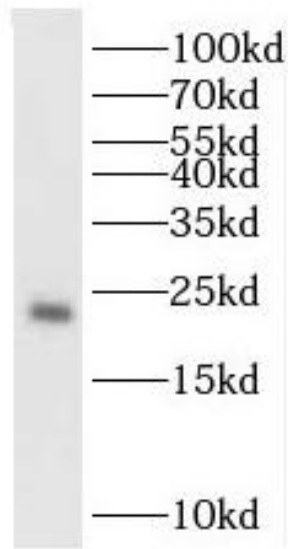
[www.fn-test.com](http://www.fn-test.com)



Immunohistochemistry of paraffin-embedded human colon cancer tissue slide using FNab08907(TPT1 Antibody) at dilution of 1:200



IP Result of anti-TPT1 (IP:FNab08907, 4ug; Detection:FNab08907 1:500) with human placenta tissue lysate 1520ug.



PC-3 cells were subjected to SDS PAGE followed by western blot with FNab08907(TPT1 antibody) at dilution of 1:1000