

anti- TPM4 antibody

Product Information

Catalog No.:	FNab08892
Size:	100µg
Form:	liquid
Purification:	Immunogen affinity purified
Purity:	≥95% as determined by SDS-PAGE
Host:	Rabbit
Clonality:	polyclonal
Clone ID:	None
IsoType:	IgG
Storage:	PBS with 0.02% sodium azide and 50% glycerol pH 7.3, -20°C for 12 months (Avoid repeated freeze / thaw cycles.)

Background

Binds to actin filaments in muscle and non-muscle cells. Plays a central role, in association with the troponin complex, in the calcium dependent regulation of vertebrate striated muscle contraction. Smooth muscle contraction is regulated by interaction with caldesmon. In non-muscle cells is implicated in stabilizing cytoskeleton actin filaments. Binds calcium.

Immunogen information

Immunogen:	tropomyosin 4
Synonyms:	None
Observed MW:	29 kDa
UniprotID :	P67936

Application

Reactivity:	Human, Mouse, Rat
Tested Application:	ELISA, WB, IHC, IP
Recommended dilution:	WB: 1:500-1:2000; IP: 1:200-1:1000; IHC: 1:20-1:200

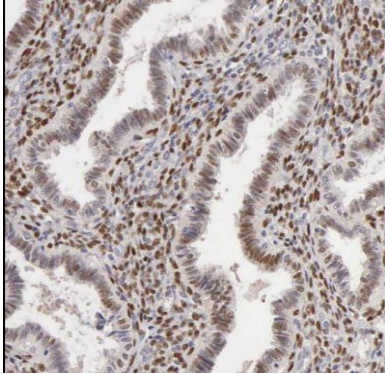
Wuhan Fine Biotech Co., Ltd.

B9 Bld, High-Tech Medical Devices Park, No. 818 GaoxinAve. East Lake High-Tech Development Zone. Wuhan, Hubei, China(430206)


Tel : (0086)027-87384275

Fax: (0086)027-87800889 www.fn-test.com

Image:



Immunohistochemistry of paraffin-embedded human endometrial cancer using FNab08892(TPM4 antibody) at dilution of 1:100



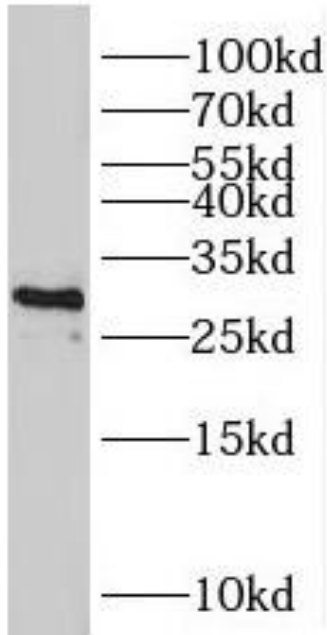
IP Result of anti-TPM4 (IP:FNab08892 4ug; Detection:FNab08892 1:300) with mouse heart tissue lysate 4000ug.

Wuhan Fine Biotech Co., Ltd.

B9 Bld, High-Tech Medical Devices Park, No. 818 GaoxinAve. East Lake High-Tech Development Zone. Wuhan, Hubei, China(430206)

Tel : (0086)027-87384275

Fax: (0086)027-87800889 www.fn-test.com



mouse heart tissue were subjected to SDS PAGE followed by western blot with FNab08892(TPM4 antibody) at dilution of 1:100