

anti- TOM70 antibody

Product Information

Catalog No.:	FNab08861
Size:	100µg
Form:	liquid
Purification:	Immunogen affinity purified
Purity:	≥95% as determined by SDS-PAGE
Host:	Rabbit
Clonality:	polyclonal
IsoType:	IgG
Storage:	PBS with 0.02% sodium azide and 50% glycerol pH 7.3, -20°C for 12 months (Avoid repeated freeze / thaw cycles.)

Immunogen information

Immunogen:	translocase of outer mitochondrial membrane 70 homolog A
Synonyms:	TOM70, TOMM70A
Observed MW:	67 kDa
Uniprot ID :	O94826

Application

Reactivity:	Human, Mouse, Rat
Tested Application:	ELISA, IF, WB, IHC, IP, FC
Recommended dilution:	WB: 1:500-1:2000; IP: 1:200-1:2000; IHC: 1:20-1:200; IF: 1:20-1:200
Image:	

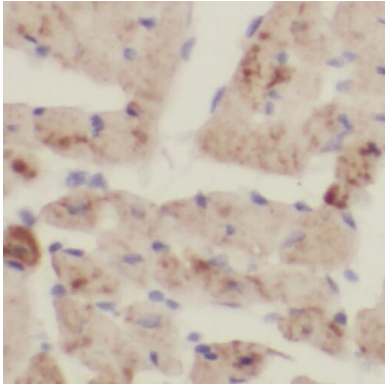
Wuhan Fine Biotech Co., Ltd.

B9 Bld, High-Tech Medical Devices Park, No. 818 Gaoxin Ave. East Lake High-Tech Development Zone. Wuhan, Hubei, China(430206)

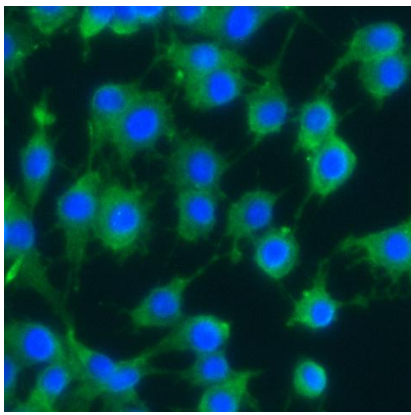
Tel : (0086)027-87384275

Fax: (0086)027-87800889

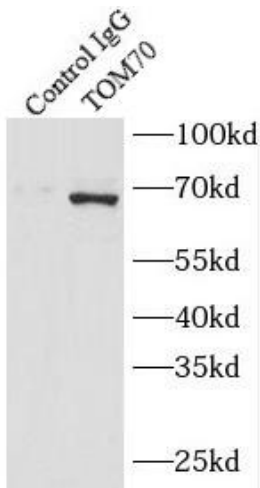
www.fn-test.com



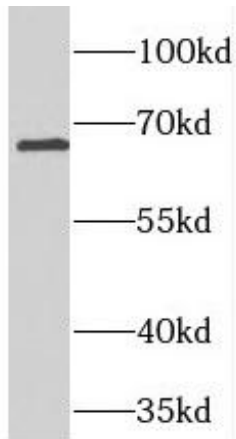
Immunohistochemistry of paraffin-embedded human heart using FNab08861(TOM70 antibody) at dilution of 1:50



Immunofluorescence analysis of C6 cells using FNab08861(TOM70 antibody) at dilution of 1:50. Blue: DAPI for nuclear staining.



IP Result of anti-TOM70 (IP:FNab08861, 3ug; Detection:FNab08861 1:500) with mouse brain tissue lysate 6000ug.



mouse liver tissue were subjected to SDS PAGE followed by western blot with FNab08861(TOM70 antibody) at dilution of 1:1500