

anti- TGN46 antibody

Product Information

Catalog No.:	FNab08653
Size:	100µg
Form:	liquid
Purification:	Immunogen affinity purified
Purity:	≥95% as determined by SDS-PAGE
Host:	Rabbit
Clonality:	polyclonal
Clone ID:	None
IsoType:	IgG
Storage:	PBS with 0.02% sodium azide and 50% glycerol pH 7.3, -20°C for 12 months (Avoid repeated freeze / thaw cycles.)

Background

None

Immunogen information

Immunogen:	trans-golgi network protein 2
Synonyms:	TGOLN2, TGN46, TGN51
Observed MW:	90-100 kDa
UniprotID :	O43493

Application

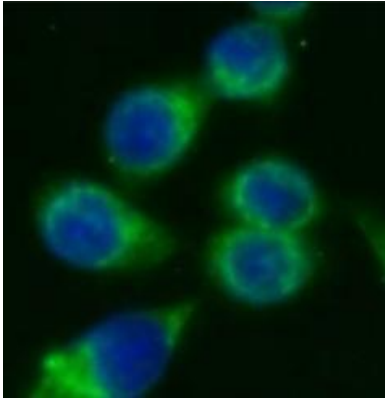
Reactivity:	Human
Tested Application:	ELISA, IP, IF, WB
Recommended dilution:	WB: 1:1000-1:3000; IP: 1:200-1:1000; IF: 1:10-1:100
Image:	

Wuhan Fine Biotech Co., Ltd.

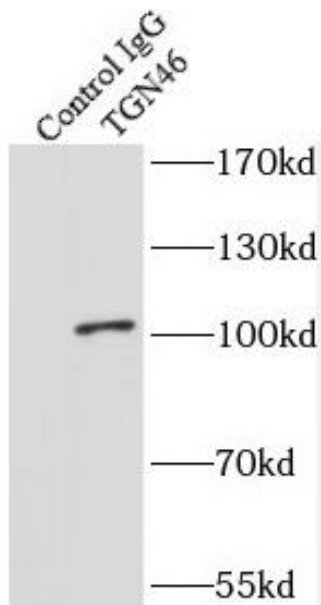
B9 Bld, High-Tech Medical Devices Park, No. 818 GaoxinAve. East Lake High-Tech Development Zone. Wuhan, Hubei, China(430206)

Tel : (0086)027-87384275


Fax: (0086)027-87800889 www.fn-test.com



Immunofluorescent analysis of HeLa cells using FNab08653 (TGN46 Antibody) at dilution of 1:20 and FITC-labeled goat anti-rabbit IgG (green)



IP Result of anti-TGN46 (IP:FNab08653, 3ug; Detection:FNab08653 1:300) with HeLa cells lysate 2400ug.



A549 cells were subjected to SDS PAGE followed by western blot with FNab08653(TGN46 antibody) at dilution of 1:300