

## anti- TBL2 antibody

### Product Information

Catalog No.:	FNab08524
Size:	100µg
Form:	liquid
Purification:	Immunogen affinity purified
Purity:	≥95% as determined by SDS-PAGE
Host:	Rabbit
Clonality:	polyclonal
Clone ID:	None
IsoType:	IgG
Storage:	PBS with 0.02% sodium azide and 50% glycerol pH 7.3, -20°C for 12 months (Avoid repeated freeze / thaw cycles.)

### Background

None

### Immunogen information

Immunogen:	transducin(beta)-like 2
Synonyms:	WBSCR13
Observed MW:	45-50 kDa
UniprotID :	Q9Y4P3

### Application

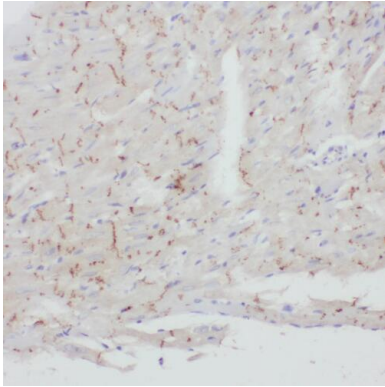
Reactivity:	Human, Mouse, Rat
Tested Application:	ELISA, WB, IHC, IF, IP
Recommended dilution:	WB: 1:500-1:2000; IP: 1:200-1:1000; IHC: 1:20-1:200; IF: 1:20-1:200
Image:	

### Wuhan Fine Biotech Co., Ltd.

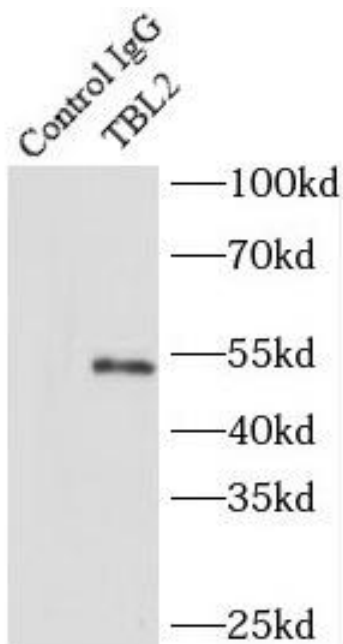
B9 Bld, High-Tech Medical Devices Park, No. 818 GaoxinAve. East Lake High-Tech Development Zone. Wuhan, Hubei, China(430206)

Tel : (0086)027-87384275


Fax: (0086)027-87800889 [www.fn-test.com](http://www.fn-test.com)



Immunohistochemistry of paraffin-embedded human pancreas cancer using FNab08524(TBL2 antibody) at dilution of 1:50



IP Result of anti-TBL2 (IP:FNab08524, 4ug; Detection:FNab08524 1:800) with COLO 320 cells lysate 2400ug.



COLO 320 cells were subjected to SDS PAGE followed by western blot with FNab08524(TBL2 antibody) at dilution of 1:500