

anti-Syntaxin 12 antibody

Product Information

Catalog No.:	FNab08446
Size:	100µg
Form:	liquid
Purification:	Immunogen affinity purified
Purity:	≥95% as determined by SDS-PAGE
Host:	Rabbit
Clonality:	polyclonal
Clone ID:	None
IsoType:	IgG
Storage:	PBS with 0.02% sodium azide and 50% glycerol pH 7.3, -20°C for 12 months (Avoid repeated freeze / thaw cycles.)

Background

None

Immunogen information

Immunogen:	syntaxin 12
Synonyms:	STX12, STX13, STX14, syntaxin 12
Observed MW:	40 kDa, 60 kDa
UniprotID :	Q86Y82

Application

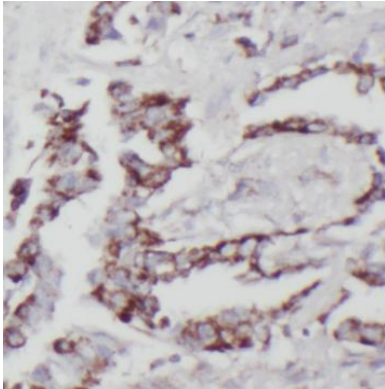
Reactivity:	Human, Mouse, Rat
Tested Application:	ELISA, WB, IHC, IF
Recommended dilution:	WB: 1:500-1:2000; IHC: 1:20-1:200; IF: 1:20-1:200
Image:	

Wuhan Fine Biotech Co., Ltd.

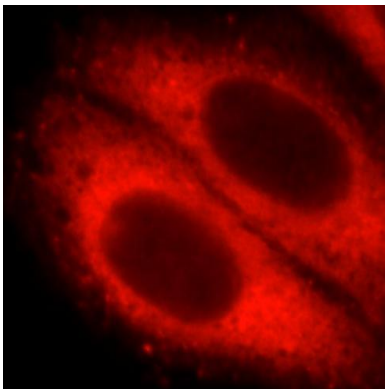
B9 Bld, High-Tech Medical Devices Park, No. 818 GaoxinAve. East Lake High-Tech Development Zone. Wuhan, Hubei, China(430206)

Tel : (0086)027-87384275


Fax: (0086)027-87800889 www.fn-test.com



Immunohistochemistry of paraffin-embedded human lung cancer using FNab08446(STX12 antibody) at dilution of 1:100



Immunofluorescent analysis of HepG2 cells, using STX12 antibody FNab08446 at 1:25 dilution and Rhodamine-labeled goat anti-rabbit IgG (red).



mouse brain tissue were subjected to SDS PAGE followed by western blot with FNab08446(STX12 antibody) at dilution of 1:1000

Wuhan Fine Biotech Co., Ltd.

B9 Bld, High-Tech Medical Devices Park, No. 818 GaoxinAve.East Lake High-Tech Development Zone.Wuhan, Hubei, China(430206)

Tel :(0086)027-87384275

Fax: (0086)027-87800889 www.fn-test.com