

## anti- STMN2 antibody

### Product Information

Catalog No.:	FNab08340
Size:	100µg
Form:	liquid
Purification:	Immunogen affinity purified
Purity:	≥95% as determined by SDS-PAGE
Host:	Rabbit
Clonality:	polyclonal
Clone ID:	None
IsoType:	IgG
Storage:	PBS with 0.02% sodium azide and 50% glycerol pH 7.3, -20°C for 12 months (Avoid repeated freeze / thaw cycles.)

### Background

Regulator of microtubule stability. When phosphorylated by MAPK8, stabilizes microtubules and consequently controls neurite length in cortical neurons. In the developing brain, negatively regulates the rate of exit from multipolar stage and retards radial migration from the ventricular zone(By similarity).

### Immunogen information

Immunogen:	stathmin-like 2
Synonyms:	SCG10, SCGN10
Observed MW:	21 kDa
Uniprot ID :	Q93045

### Application

Reactivity:	Human, Mouse, Rat
Tested Application:	ELISA, IHC, IP, WB, IF
Recommended dilution:	WB: 1:500-1:2000; IP: 1:200-1:1000; IHC: 1:20-1:200; IF: 1:20-1:200

### Wuhan Fine Biotech Co., Ltd.

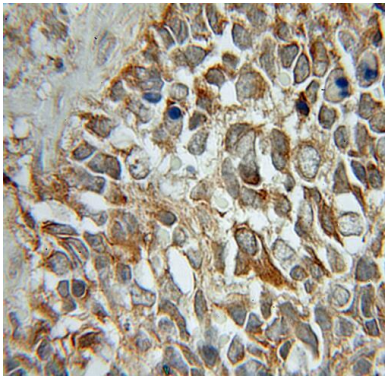
B9 Bld, High-Tech Medical Devices Park, No. 818 Gaoxin Ave. East Lake High-Tech Development Zone. Wuhan, Hubei, China(430206)

Tel : (0086)027-87384275


Fax: (0086)027-87800889

[www.fn-test.com](http://www.fn-test.com)

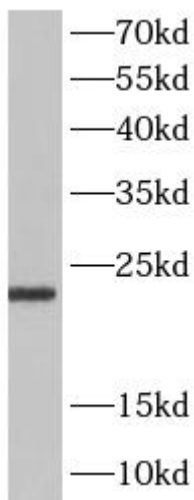
Image:



Immunohistochemistry of paraffin-embedded human medulloblastoma using FNab08340(STMN2 antibody) at dilution of 1:100



IP Result of anti-STMN2 (IP:FNab08340, 3ug; Detection:FNab08340 1:1000) with mouse brain tissue lysate 9500ug.



mouse brain tissue were subjected to SDS PAGE followed by western blot with FNab08340(STMN2 antibody) at dilution of 1:2000