

anti- Spartin, SPG20 antibody

Product Information

Catalog No.:	FNab08155
Size:	100µg
Form:	liquid
Purification:	Immunogen affinity purified
Purity:	≥95% as determined by SDS-PAGE
Host:	Rabbit
Clonality:	polyclonal
Clone ID:	None
IsoType:	IgG
Storage:	PBS with 0.02% sodium azide and 50% glycerol pH 7.3, -20°C for 12 months (Avoid repeated freeze / thaw cycles.)

Background

None

Immunogen information

Immunogen:	spastic paraplegia 20(Troyer syndrome)
Synonyms:	None
Observed MW:	75 kDa, 84 kDa
Uniprot ID :	Q8N0X7

Application

Reactivity:	Human, Mouse, Rat
Tested Application:	ELISA, IHC, IF, IP, WB
Recommended dilution:	WB: 1:500-1:2000; IP: 1:500-1:2000; IHC: 1:20-1:200; IF: 1:10-1:100
Image:	

1

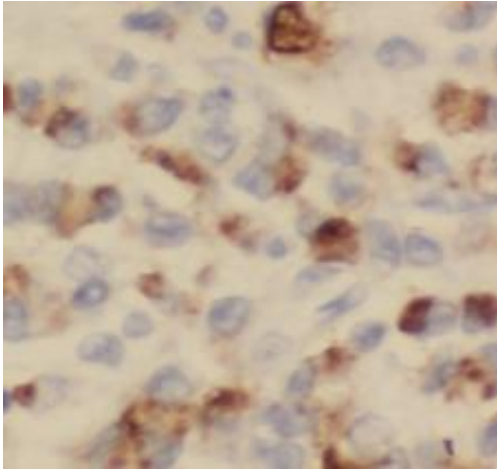
Wuhan Fine Biotech Co., Ltd.

B9 Bld, High-Tech Medical Devices Park, No. 818 Gaoxin Ave. East Lake High-Tech Development Zone. Wuhan, Hubei, China(430206)


Tel : (0086)027-87384275

Fax: (0086)027-87800889

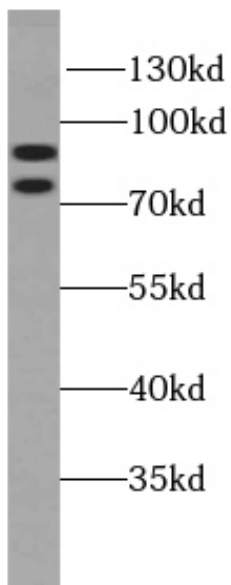
www.fn-test.com



Immunohistochemistry of paraffin-embedded human gliomas using FNab08155(Spartin, SPG20 antibody) at dilution of 1:100



IP Result of anti-Spartin, SPG20 (IP:FNab08155, 3ug; Detection:FNab08155 1:1000) with mouse brain tissue lysate 6000ug.



NIH/3T3 cells were subjected to SDS PAGE followed by western blot with FNab08155(Spartin, SPG20 antibody) at dilution of 1:1000