

anti- SMARCA4 antibody

Product Information

Catalog No.:	FNab08005
Size:	100µg
Form:	liquid
Purification:	Immunogen affinity purified
Purity:	≥95% as determined by SDS-PAGE
Host:	Rabbit
Clonality:	polyclonal
IsoType:	IgG
Storage:	PBS with 0.02% sodium azide and 50% glycerol pH 7.3 , -20°C for 24 months (Avoid repeated freeze / thaw cycles.)

Background

SMARCA4, also named as BAF190A, BRG1, SNF2B and SNF2L4, belongs to the SNF2/RAD54 helicase family. SMARCA4 is a transcriptional coactivator cooperating with nuclear hormone receptors to potentiate transcriptional activation. It is a component of the CREST-BRG1 complex, a multiprotein complex that regulates promoter activation by orchestrating a calcium-dependent release of a repressor complex and a recruitment of an activator complex. It is also involved in vitamin D-coupled transcription regulation via its association with the WINAC complex, a chromatin-remodeling complex recruited by vitamin D receptor(VDR), which is required for the ligand-bound VDR-mediated transrepression of the CYP27B1 gene.

Immunogen information

Immunogen:	SWI/SNF related, matrix associated, actin dependent regulator of chromatin, subfamily a, member 4
Synonyms:	ATP dependent helicase SMARCA4, BAF190, BAF190A, BRG1, BRG1 associated factor 190A, FLJ39786, hSNF2b, Protein brahma homolog 1, Protein BRG 1, SMARCA4, SNF2, SNF2 BETA, SNF2B, SNF2L4, SNF2LB, SWI2, Transcription activator BRG1
Observed MW:	185 kDa
Uniprot ID :	P51532

Wuhan Fine Biotech Co., Ltd.

B9 Bld, High-Tech Medical Devices Park, No. 818 Gaoxin Ave. East Lake High-Tech Development Zone. Wuhan, Hubei, China(430206)

Tel : (0086)027-87384275

Fax: (0086)027-87800889

www.fn-test.com

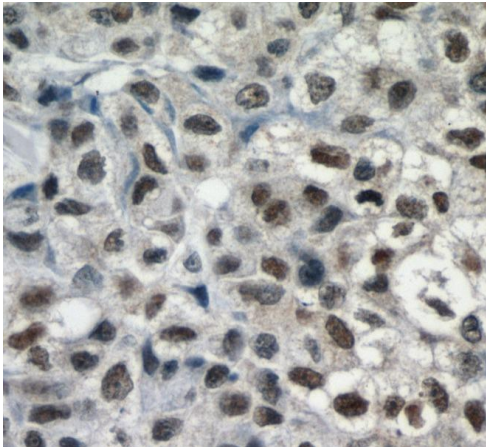
Application

Reactivity: Human, Mouse, Rat

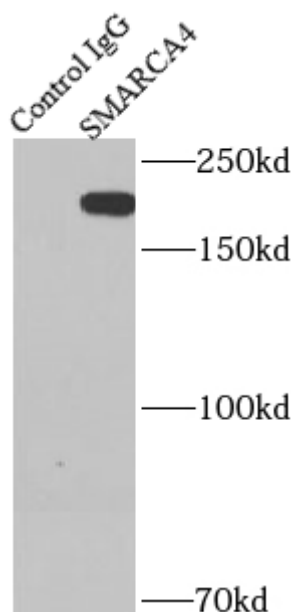
Tested Application: ELISA, WB, IHC, IF, IP

Recommended dilution: WB: 1:500-1:2000; IP:1:500-1:2000; IHC: 1:50-1:200; IF: 1:10-1:100

Image:



Immunohistochemistry of paraffin-embedded human lung cancer using FNab08005(SMARCA4 antibody) at dilution of 1:100



IP Result of anti-SMARCA4 (IP: FNab08005, 5ug; Detection: FNab08005 1:1000) with HeLa cells lysate 2500ug

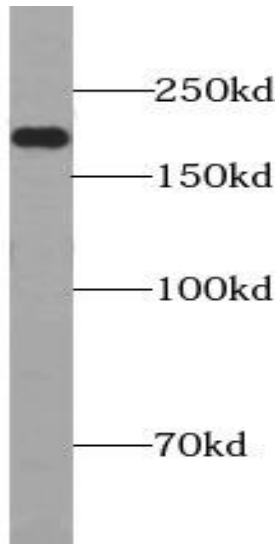
Wuhan Fine Biotech Co., Ltd.

B9 Bld, High-Tech Medical Devices Park, No. 818 Gaoxin Ave. East Lake High-Tech Development Zone. Wuhan, Hubei, China(430206)

Tel : (0086)027-87384275

Fax: (0086)027-87800889

www.fn-test.com



HeLa cells were subjected to SDS PAGE followed by western blot with FNab08005(SMARCA4 antibody) at dilution of 1:800