

## anti- SLC38A1 antibody

### Product Information

|               |   |
|---------------|---|
| Catalog No.:  | FNab07959   |
| Size:         | 100µg   |
| Form:         | liquid  |
| Purification: | Immunogen affinity purified   |
| Purity:       | ≥95% as determined by SDS-PAGE  |
| Host:         | Rabbit  |
| Clonality:    | polyclonal  |
| Clone ID:     | None  |
| IsoType:      | IgG   |
| Storage:      | PBS with 0.02% sodium azide and 50% glycerol pH 7.3, -20°C for 12 months (Avoid repeated freeze / thaw cycles.) |

### Background

Functions as a sodium-dependent amino acid transporter. Mediates the saturable, pH-sensitive and electrogenic cotransport of glutamine and sodium ions with a stoichiometry of 1:1. May also transport small zwitterionic and aliphatic amino acids with a lower affinity. May supply glutamatergic and GABAergic neurons with glutamine which is required for the synthesis of the neurotransmitters glutamate and GABA.

### Immunogen information

|              |                                    |
|--------------|------------------------------------|
| Immunogen:   | solute carrier family 38, member 1 |
| Synonyms:    | ATA1, NAT2, SAT1, SNAT1            |
| Observed MW: | 60-65 kDa                          |
| UniprotID :  | Q9H2H9                             |

### Application

|                       |   |
|-----------------------|---|
| Reactivity:           | Human, Mouse, Rat                                   |
| Tested Application:   | ELISA, WB, IHC, IP                                  |
| Recommended dilution: | WB: 1:500-1:2000; IP: 1:200-1:1000; IHC: 1:20-1:200 |

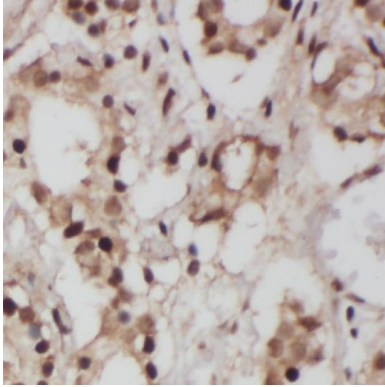
### Wuhan Fine Biotech Co., Ltd.

B9 Bld, High-Tech Medical Devices Park, No. 818 Gaoxin Ave. East Lake High-Tech Development Zone. Wuhan, Hubei, China (430206)

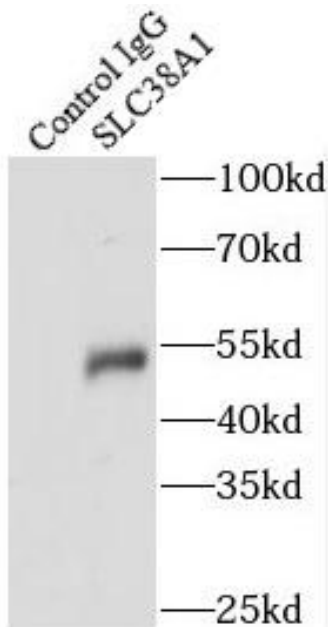
Tel : (0086)027-87384275

Fax: (0086)027-87800889 [www.fn-test.com](http://www.fn-test.com)

Image:



Immunohistochemistry of paraffin-embedded human prostate cancer using FNab07959(SLC38A1 antibody) at dilution of 1:50




IP Result of anti-SLC38A1 (IP:FNab07959, 4ug; Detection:FNab07959 1:500) with mouse brain tissue lysate 4000ug.

**Wuhan Fine Biotech Co., Ltd.**

B9 Bld, High-Tech Medical Devices Park, No. 818 GaoxinAve.East Lake High-Tech Development Zone.Wuhan, Hubei, China(430206)

Tel : (0086)027-87384275

Fax: (0086)027-87800889 [www.fn-test.com](http://www.fn-test.com)



Jurkat cells were subjected to SDS PAGE followed by western blot with FNab07959(SLC38A1 antibody) at dilution of 1:500