

anti- Sestrin 2 antibody

Product Information

Catalog No.:	FNab07762
Size:	100µg
Form:	liquid
Purification:	Immunogen affinity purified
Purity:	≥95% as determined by SDS-PAGE
Host:	Rabbit
Clonality:	polyclonal
Clone ID:	None
IsoType:	IgG
Storage:	PBS with 0.02% sodium azide and 50% glycerol pH 7.3, -20°C for 12 months (Avoid repeated freeze / thaw cycles.)

Background

None

Immunogen information

Immunogen:	sestrin 2
Synonyms:	HI95, SES2, SEST2
Observed MW:	55 kDa
Uniprot ID :	P58004

Application

Reactivity:	Human, Mouse, Rat
Tested Application:	ELISA, WB, IHC, IF, IP
Recommended dilution:	WB: 1:500-1:2000; IP: 1:500-1:2000; IHC: 1:100-1:400; IF: 1:10-1:100
Image:	

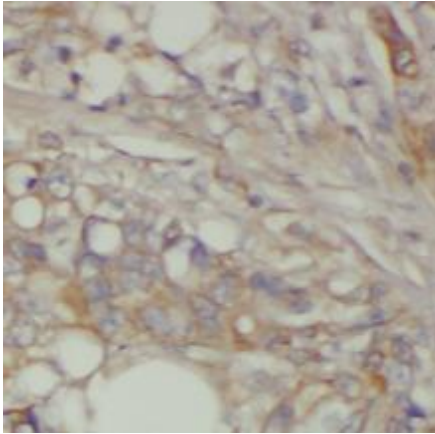
Wuhan Fine Biotech Co., Ltd.

B9 Bld, High-Tech Medical Devices Park, No. 818 Gaoxin Ave. East Lake High-Tech Development Zone. Wuhan, Hubei, China(430206)

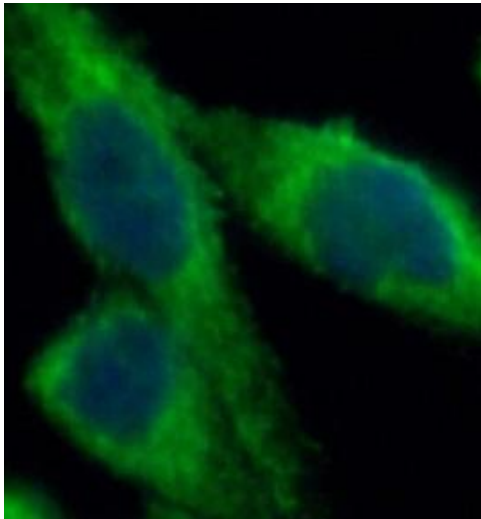
Tel : (0086)027-87384275

Fax: (0086)027-87800889

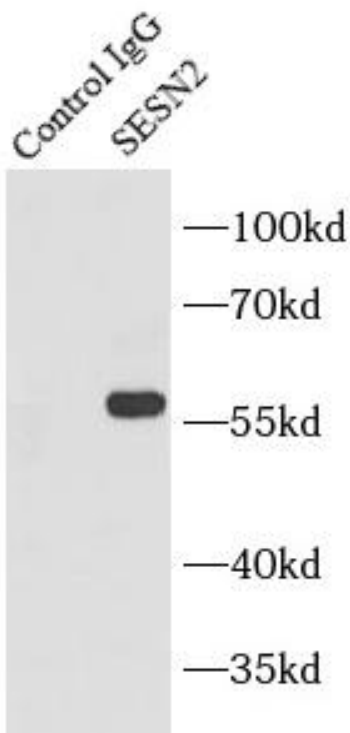
www.fn-test.com




Immunohistochemistry of paraffin-embedded human colon cancer tissue slide using FNab07762(Sestrin2 Antibody) at dilution of 1:200 heat mediated antigen retrieved with Tris-EDTA buffer(pH9).



Immunofluorescent analysis of Hela cells using FNab07762(Sestrin2 antibody) at dilution of 1:25



IP Result of Sestrin2 antibody(IP: FNab07762, 3 μ g; Detection: FNab07762, 1:1000) with K-562 cells lysate 3000 μ g.



HEK-293 cells were subjected to SDS PAGE followed by western blot with FNab07762(Sestrin2 antibody) at dilution of 1:1000