

## anti- SERPINE2 antibody

### Product Information

Catalog No.:	FNab07751
Size:	100µg
Form:	liquid
Purification:	Immunogen affinity purified
Purity:	≥95% as determined by SDS-PAGE
Host:	Rabbit
Clonality:	polyclonal
Clone ID:	None
IsoType:	IgG
Storage:	PBS with 0.02% sodium azide and 50% glycerol pH 7.3, -20°C for 12 months (Avoid repeated freeze / thaw cycles.)

### Background

Serine protease inhibitor with activity toward thrombin, trypsin, and urokinase. Promotes neurite extension by inhibiting thrombin. Binds heparin.

### Immunogen information

Immunogen:	serpin peptidase inhibitor, clade E(nexin, plasminogen activator inhibitor type 1), member 2
Synonyms:	PI7, PN1
Observed MW:	44-50 kDa
UniprotID :	P07093

### Application

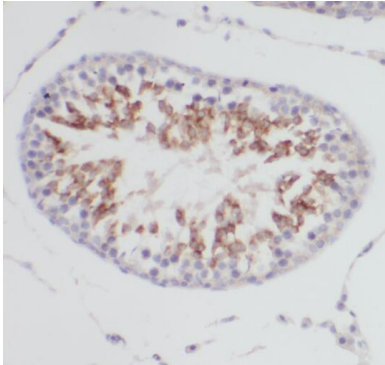
Reactivity:	Human, Mouse, Rat
Tested Application:	ELISA, IHC, WB, IP
Recommended dilution:	WB: 1:500-1:2000; IP: 1:200-1:1000; IHC: 1:20-1:200
Image:	

### Wuhan Fine Biotech Co., Ltd.


B9 Bld, High-Tech Medical Devices Park, No. 818 Gaoxin Ave. East Lake High-Tech Development Zone. Wuhan, Hubei, China(430206)

Tel : (0086)027-87384275


Fax: (0086)027-87800889 [www.fn-test.com](http://www.fn-test.com)



Immunohistochemistry of paraffin-embedded human testis slide using FNab07751(SERPINE2 Antibody) at dilution of 1:50



IP Result of anti-SERPINE2 (IP:FNab07751, 3ug; Detection:FNab07751 1:300) with A549 cells lysate 2800ug.



C6 cells were subjected to SDS PAGE followed by western blot with FNab07751(SERPINE2 Antibody) at dilution of 1:600