

anti- RHOT2 antibody

Product Information

| | |
|---------------|---|
| Catalog No.: | FNab07287 |
| Size: | 100µg |
| Form: | liquid |
| Purification: | Immunogen affinity purified |
| Purity: | ≥95% as determined by SDS-PAGE |
| Host: | Rabbit |
| Clonality: | polyclonal |
| IsoType: | IgG |
| Storage: | PBS with 0.02% sodium azide and 50% glycerol pH 7.3, -20°C for 12 months (Avoid repeated freeze / thaw cycles.) |

Background

Mitochondrial GTPase involved in mitochondrial trafficking. Probably involved in control of anterograde transport of mitochondria and their subcellular distribution(By similarity).

Immunogen information

| | |
|--------------|------------------------------------|
| Immunogen: | ras homolog gene family, member T2 |
| Synonyms: | ARHT2, C16orf39 |
| Observed MW: | 68-80 kDa |
| Uniprot ID : | Q8IXI1 |

Application

| | |
|-----------------------|---|
| Reactivity: | Human, Mouse |
| Tested Application: | ELISA, IHC, WB, IP |
| Recommended dilution: | WB: 1:500-1:2000; IP: 1:200-1:1000; IHC: 1:20-1:200 |
| Image: | |

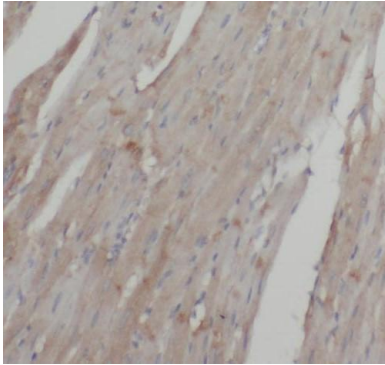
Wuhan Fine Biotech Co., Ltd.

B9 Bld, High-Tech Medical Devices Park, No. 818 Gaoxin Ave. East Lake High-Tech Development Zone. Wuhan, Hubei, China(430206)

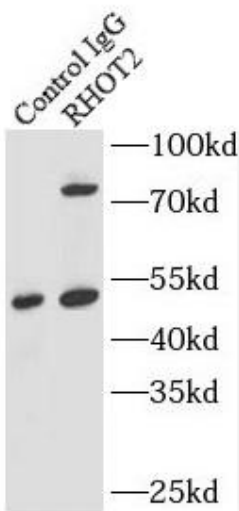
Tel : (0086)027-87384275

Fax: (0086)027-87800889


www.fn-test.com



Immunohistochemistry of paraffin-embedded human heart using FNab07287(RHOT2 antibody) at dilution of 1:50



IP result of anti-RHOT2(IP:FNab07287, 4ug; Detection:FNab07287 1:1000) with L02 cells lysate 1360 ug



293T cells were subjected to SDS PAGE followed by western blot with FNab07287(RHOT2 antibody) at dilution of 1:1000