

## anti- RAP1GDS1 antibody

### Product Information

Catalog No.:	FNab07112
Size:	100µg
Form:	liquid
Purification:	Immunogen affinity purified
Purity:	≥95% as determined by SDS-PAGE
Host:	Rabbit
Clonality:	polyclonal
Clone ID:	None
IsoType:	IgG
Storage:	PBS with 0.02% sodium azide and 50% glycerol pH 7.3, -20°C for 12 months (Avoid repeated freeze / thaw cycles.)

### Background

Stimulates GDP/GTP exchange reaction of a group of small GTP-binding proteins(G proteins) including Rap1a/Rap1b, RhoA, RhoB and KRas, by stimulating the dissociation of GDP from and the subsequent binding of GTP to each small G protein.

### Immunogen information

Immunogen:	RAP1, GTP-GDP dissociation stimulator 1
Synonyms:	Exchange factor smgGDS, GDS1, RAP1GDS1, SMG GDS protein, SmgGDS
Observed MW:	66 kDa
UniprotID :	P52306

### Application

Reactivity:	Human, Mouse
Tested Application:	ELISA, WB, IHC, IP
Recommended dilution:	WB: 1:500-1:1000; IP: 1:500-1:1000; IHC: 1:50-1:500


### Wuhan Fine Biotech Co., Ltd.

B9 Bld, High-Tech Medical Devices Park, No. 818 GaoxinAve.East Lake High-Tech Development Zone.Wuhan, Hubei, China(430206)

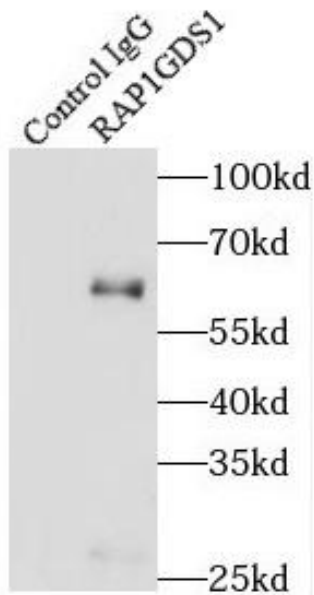
Tel :( 0086)027-87384275

Fax: (0086)027-87800889 [www.fn-test.com](http://www.fn-test.com)

Image:



Immunohistochemistry of paraffin-embedded human gliomas tissue slide using FNab07112(RAP1GDS1 Antibody) at dilution of 1:100




IP Result of anti-RAP1GDS1 (IP:FNab07112, 3ug; Detection:FNab07112 1:500) with mouse brain tissue lysate 4000ug.

**Wuhan Fine Biotech Co., Ltd.**

B9 Bld, High-Tech Medical Devices Park, No. 818 GaoxinAve. East Lake High-Tech Development Zone. Wuhan, Hubei, China(430206)

Tel : (0086)027-87384275

Fax: (0086)027-87800889 [www.fn-test.com](http://www.fn-test.com)



mouse brain tissue were subjected to SDS PAGE followed by western blot with FNab07112(RAP1GDS1 Antibody) at dilution of 1:600