

## anti- RAD1 antibody

### Product Information

Catalog No.:	FNab07073
Size:	100µg
Form:	liquid
Purification:	Immunogen affinity purified
Purity:	≥95% as determined by SDS-PAGE
Host:	Rabbit
Clonality:	polyclonal
Clone ID:	None
IsoType:	IgG
Storage:	PBS with 0.02% sodium azide and 50% glycerol pH 7.3, -20°C for 12 months (Avoid repeated freeze / thaw cycles.)

### Background

Component of the 9-1-1 cell-cycle checkpoint response complex that plays a major role in DNA repair. The 9-1-1 complex is recruited to DNA lesion upon damage by the RAD17-replication factor C(RFC) clamp loader complex. Acts then as a sliding clamp platform on DNA for several proteins involved in long-patch base excision repair(LP-BER). The 9-1-1 complex stimulates DNA polymerase beta(POLB) activity by increasing its affinity for the 3'-OH end of the primer-template and stabilizes POLB to those sites where LP-BER proceeds; endonuclease FEN1 cleavage activity on substrates with double, nick, or gap flaps of distinct sequences and lengths; and DNA ligase I(LIG1) on long-patch base excision repair substrates. The 9-1-1 complex is necessary for the recruitment of RHNO1 to sites of double-stranded breaks(DSB) occurring during the S phase. Isoform 1 possesses 3'->5' double stranded DNA exonuclease activity.

### Immunogen information

Immunogen:	RAD1 homolog(S. pombe)
Synonyms:	REC1
Observed MW:	32 kDa
UniprotID :	O60671

### Wuhan Fine Biotech Co., Ltd.

B9 Bld, High-Tech Medical Devices Park, No. 818 GaoxinAve.East Lake High-Tech Development Zone.Wuhan, Hubei, China(430206)

Tel : (0086)027-87384275

Fax: (0086)027-87800889 [www.fn-test.com](http://www.fn-test.com)

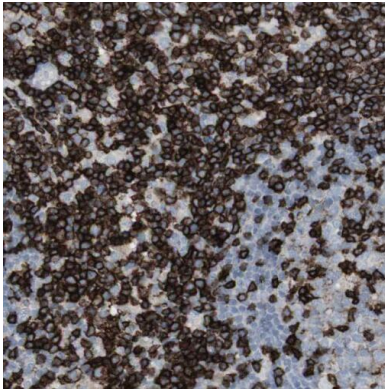
## Application

Reactivity: Human, Mouse, Rat

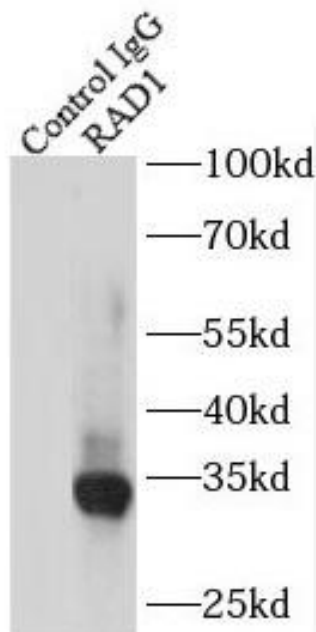
Tested Application: ELISA, WB, IHC, IP

Recommended dilution: WB: 1:500-1:2000; IP: 1:200-1:1000; IHC: 1:20-1:200

Image:



Immunohistochemistry of paraffin-embedded human lymphoma using FNab07073(RAD1 antibody) at dilution of 1:50




IP Result of anti-RAD1 (IP:FNab07073, 3ug; Detection:FNab07073 1:300) with HeLa cells lysate 3200ug.

**Wuhan Fine Biotech Co., Ltd.**

B9 Bld, High-Tech Medical Devices Park, No. 818 GaoxinAve. East Lake High-Tech Development Zone. Wuhan, Hubei, China(430206)

Tel : (0086)027-87384275

Fax: (0086)027-87800889 [www.fn-test.com](http://www.fn-test.com)



HeLa cells were subjected to SDS PAGE followed by western blot with FNab07073(RAD1 antibody) at dilution of 1:300