

anti- RABGAP1L antibody

Product Information

Catalog No.:	FNab07058
Size:	100µg
Form:	liquid
Purification:	Immunogen affinity purified
Purity:	≥95% as determined by SDS-PAGE
Host:	Rabbit
Clonality:	polyclonal
Clone ID:	None
IsoType:	IgG
Storage:	PBS with 0.02% sodium azide and 50% glycerol pH 7.3, -20°C for 12 months (Avoid repeated freeze / thaw cycles.)

Background

None

Immunogen information

Immunogen:	RAB GTPase activating protein 1-like
Synonyms:	HHL,
Observed MW:	93-105 kDa
UniprotID :	Q5R372

Application

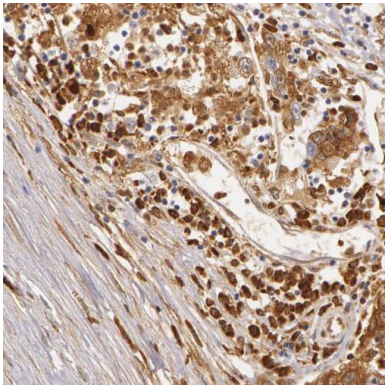
Reactivity:	Human, Mouse, Rat
Tested Application:	ELISA, IHC, IF, WB, IP
Recommended dilution:	WB: 1:500-1:2000; IP: 1:200-1:1000; IHC: 1:20-1:200; IF: 1:20-1:200
Image:	

Wuhan Fine Biotech Co., Ltd.

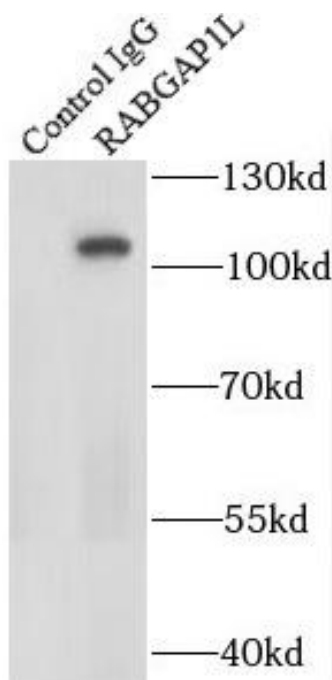
B9 Bld, High-Tech Medical Devices Park, No. 818 GaoxinAve. East Lake High-Tech Development Zone. Wuhan, Hubei, China(430206)

Tel : (0086)027-87384275

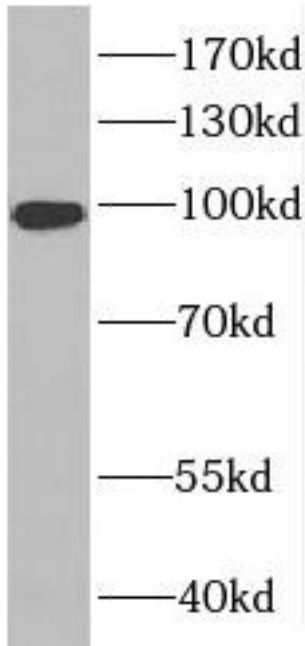
Fax: (0086)027-87800889 www.fn-test.com



Immunohistochemistry of paraffin-embedded human hepatocirrhosis using FNab07058(RABGAP1L antibody) at dilution of 1:100



IP Result of anti-RABGAP1L (IP:FNab07058, 4ug; Detection:FNab07058 1:1000) with HeLa cells lysate 3200ug.



HeLa cells were subjected to SDS PAGE followed by western blot with FNab07058(RABGAP1L antibody) at dilution of 1:1000