

## anti- RAB3C antibody

### Product Information

Catalog No.:	FNab07027
Size:	100µg
Form:	liquid
Purification:	Immunogen affinity purified
Purity:	≥95% as determined by SDS-PAGE
Host:	Rabbit
Clonality:	polyclonal
Clone ID:	None
IsoType:	IgG
Storage:	PBS with 0.02% sodium azide and 50% glycerol pH 7.3, -20°C for 12 months (Avoid repeated freeze / thaw cycles.)

### Background

Protein transport. Probably involved in vesicular traffic(By similarity).

### Immunogen information

Immunogen:	RAB3C, member RAS oncogene family
Synonyms:	None
Observed MW:	28 kDa
UniprotID :	Q96E17

### Application

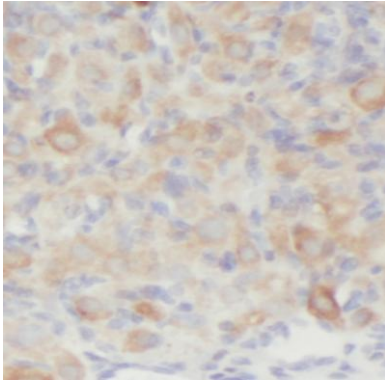
Reactivity:	Human, Mouse
Tested Application:	ELISA, WB, IHC, IP
Recommended dilution:	WB: 1:500-1:2000; IP: 1:200-1:1000; IHC: 1:20-1:200
Image:	

### Wuhan Fine Biotech Co., Ltd.

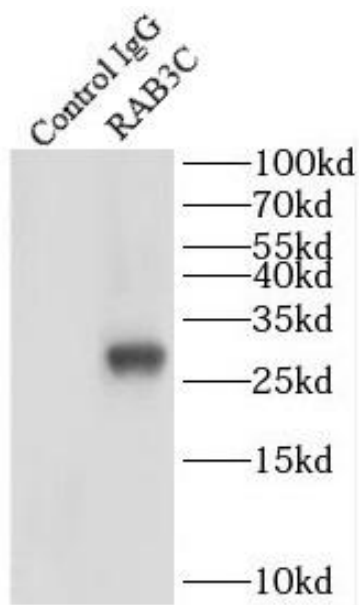
B9 Bld, High-Tech Medical Devices Park, No. 818 GaoxinAve.East Lake High-Tech Development Zone.Wuhan, Hubei, China(430206)

Tel : (0086)027-87384275

Fax: (0086)027-87800889 [www.fn-test.com](http://www.fn-test.com)



Immunohistochemistry of paraffin-embedded human ovary tumor using FNab07027(RAB3C antibody) at dilution of 1:100




IP Result of anti-RAB3C (IP:FNab07027, 4ug; Detection:FNab07027 1:300) with mouse brain tissue lysate 4000ug.

**Wuhan Fine Biotech Co., Ltd.**

B9 Bld, High-Tech Medical Devices Park, No. 818 GaoxinAve. East Lake High-Tech Development Zone. Wuhan, Hubei, China(430206)

Tel : (0086)027-87384275

Fax: (0086)027-87800889 [www.fn-test.com](http://www.fn-test.com)



mouse lung tissue were subjected to SDS PAGE followed by western blot with FNab07027(RAB3C antibody) at dilution of 1:1000