

anti- PYCR2 antibody

Product Information

Catalog No.:	FNab06971
Size:	100µg
Form:	liquid
Purification:	Immunogen affinity purified
Purity:	≥95% as determined by SDS-PAGE
Host:	Rabbit
Clonality:	polyclonal
Clone ID:	None
IsoType:	IgG
Storage:	PBS with 0.02% sodium azide and 50% glycerol pH 7.3, -20°C for 12 months (Avoid repeated freeze / thaw cycles.)

Background

Housekeeping enzyme that catalyzes the last step in proline biosynthesis. In some cell types, such as erythrocytes, its primary function may be the generation of NADP(+). Can utilize both NAD and NADP. Has higher affinity for NADP, but higher catalytic efficiency with NADH(PubMed:2722838, PubMed:6894153). Involved in cellular response to oxidative stress(PubMed:25865492).

Immunogen information

Immunogen:	pyrroline-5-carboxylate reductase family, member 2
Synonyms:	None
Observed MW:	34 kDa
UniprotID :	Q96C36

Application

Reactivity:	Human, Mouse, Rat
Tested Application:	ELISA, WB, IHC, IF, IP
Recommended dilution:	WB: 1:500-1:2000; IP: 1:200-1:1000; IHC: 1:20-1:200; IF: 1:20-1:200

1

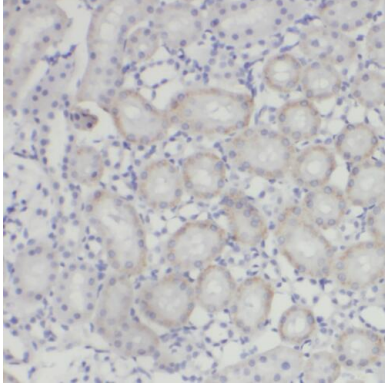
Wuhan Fine Biotech Co., Ltd.

B9 Bld, High-Tech Medical Devices Park, No. 818 GaoxinAve. East Lake High-Tech Development Zone. Wuhan, Hubei, China(430206)

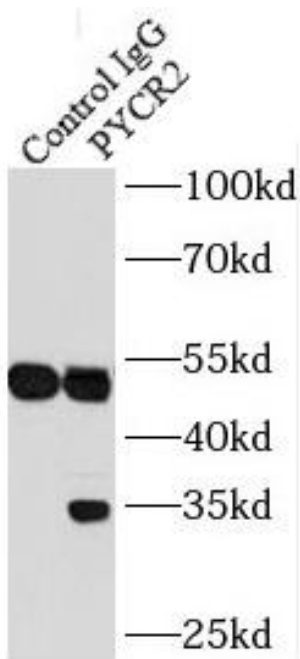
Tel : (0086)027-87384275

Fax: (0086)027-87800889 www.fn-test.com

Image:



Immunohistochemistry of paraffin-embedded human ovary using FNab06971(PYCR2 antibody) at dilution of 1:50



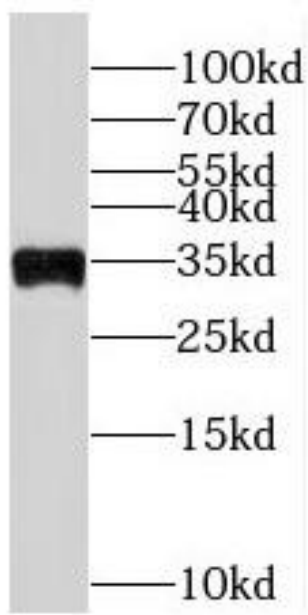
IP Result of anti-PYCR2 (IP:FNab06971, 4ug; Detection:FNab06971 1:500) with Jurkat cells lysate 2400ug.

Wuhan Fine Biotech Co., Ltd.

B9 Bld, High-Tech Medical Devices Park, No. 818 GaoxinAve.East Lake High-Tech Development Zone.Wuhan, Hubei, China(430206)

Tel : (0086)027-87384275

Fax: (0086)027-87800889 www.fn-test.com



Jurkat cells were subjected to SDS PAGE followed by western blot with FNab06971(PYCR2 antibody) at dilution of 1:5000