

anti- PTPRS antibody

Product Information

Catalog No.:	FNab06948
Size:	100µg
Form:	liquid
Purification:	Immunogen affinity purified
Purity:	≥95% as determined by SDS-PAGE
Host:	Rabbit
Clonality:	polyclonal
IsoType:	IgG
Storage:	PBS with 0.02% sodium azide and 50% glycerol pH 7.3, -20°C for 12 months (Avoid repeated freeze / thaw cycles.)

Background

Interacts with LAR-interacting protein LIP.1.

Immunogen information

Immunogen:	protein tyrosine phosphatase, receptor type, S
Synonyms:	PTPRS, PTPSIGMA, R PTP S, R PTP sigma, rPTPσ
Observed MW:	75-100 kDa, 220 kDa
Uniprot ID :	Q13332

Application

Reactivity:	Human, Mouse, Rat
Tested Application:	ELISA, WB, IHC, IP, FC
Recommended dilution:	WB: 1:200-1:2000; IP: 1:200-1:1000; IHC: 1:20-1:200

Image:

1

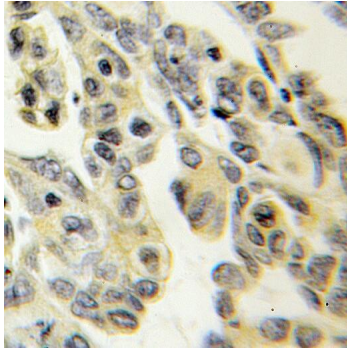
Wuhan Fine Biotech Co., Ltd.

B9 Bld, High-Tech Medical Devices Park, No. 818 Gaoxin Ave. East Lake High-Tech Development Zone. Wuhan, Hubei, China (430206)

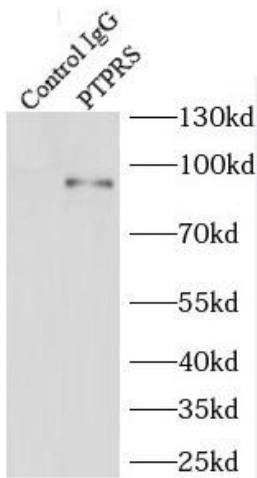
Tel : (0086)027-87384275

Fax: (0086)027-87800889


www.fn-test.com



Immunohistochemistry of paraffin-embedded human ovary tumor using FNab06948(PTPRS antibody) at dilution of 1:100



IP Result of anti-PTPRS (IP:FNab06948, 5ug; Detection:FNab06948 1:400) with mouse brain tissue lysate 6500ug.



HeLa cells were subjected to SDS PAGE followed by western blot with FNab06948(PTPRS antibody) at dilution of 1:1000