

## anti- PSME3 antibody

### Product Information

Catalog No.:	FNab06896
Size:	100µg
Form:	liquid
Purification:	Immunogen affinity purified
Purity:	≥95% as determined by SDS-PAGE
Host:	Rabbit
Clonality:	polyclonal
Clone ID:	None
IsoType:	IgG
Storage:	PBS with 0.02% sodium azide and 50% glycerol pH 7.3, -20°C for 12 months (Avoid repeated freeze / thaw cycles.)

### Background

Subunit of the 11S REG-gamma(also called PA28-gamma) proteasome regulator, a doughnut-shaped homoheptamer which associates with the proteasome. 11S REG-gamma activates the trypsin-like catalytic subunit of the proteasome but inhibits the chymotrypsin-like and postglutamyl-preferring(PGPH) subunits. Facilitates the MDM2-p53/TP53 interaction which promotes ubiquitination-and MDM2-dependent proteasomal degradation of p53/TP53, limiting its accumulation and resulting in inhibited apoptosis after DNA damage.May also be involved in cell cycle regulation. Mediates CCAR2 and CHEK2-dependent SIRT1 inhibition(PubMed:25361978).

### Immunogen information

Immunogen:	proteasome(prosome, macropain) activator subunit 3(PA28 gamma; Ki)
Synonyms:	None
Observed MW:	30 kDa
UniprotID :	P61289

### Application

### Wuhan Fine Biotech Co., Ltd.

B9 Bld, High-Tech Medical Devices Park, No. 818 GaoxinAve.East Lake High-Tech Development Zone.Wuhan, Hubei, China(430206)

Tel :( 0086)027-87384275

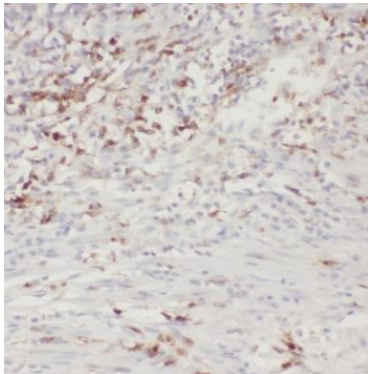
Fax: (0086)027-87800889 [www.fn-test.com](http://www.fn-test.com)

Reactivity: Human, Mouse, Rat

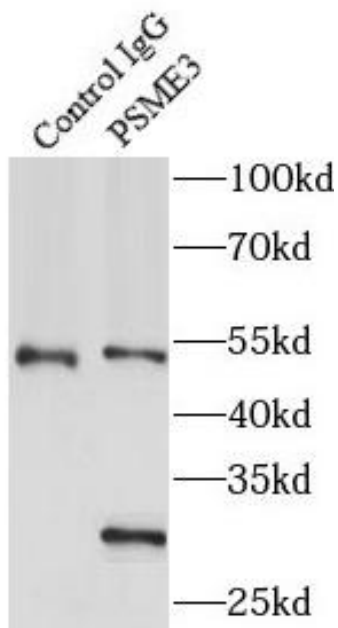
Tested Application: ELISA, WB, IHC, IF, IP

Recommended dilution: WB: 1:500-1:2000; IP: 1:200-1:1000; IHC: 1:20-1:200; IF: 1:20-1:200

Image:



Immunohistochemistry of paraffin-embedded human colon cancer using FNab06896(PSME3 antibody) at dilution of 1:50




IP Result of anti-PSME3 (IP:FNab06896, 3ug; Detection:FNab06896 1:500) with COLO 320 cells lysate 2000ug.

**Wuhan Fine Biotech Co., Ltd.**

B9 Bld, High-Tech Medical Devices Park, No. 818 GaoxinAve. East Lake High-Tech Development Zone. Wuhan, Hubei, China(430206)

Tel : (0086)027-87384275

Fax: (0086)027-87800889 [www.fn-test.com](http://www.fn-test.com)



human colon tissue were subjected to SDS PAGE followed by western blot with FNab06896(PSME3 antibody) at dilution of 1:500