

## anti- P-selectin antibody

### Product Information

Catalog No.:	FNab06852
Size:	100µg
Form:	liquid
Purification:	Protein A+G purification
Purity:	≥95% as determined by SDS-PAGE
Host:	Mouse
Clonality:	monoclonal
Clone ID:	4E10
IsoType:	IgG1
Storage:	PBS with 0.02% sodium azide and 50% glycerol pH 7.3 , -20°C for 24 months (Avoid repeated freeze / thaw cycles.)

### Immunogen information

Immunogen:	selectin P
Synonyms:	CD62, CD62P, GMP 140, GMP140, GMRP, Granule membrane protein 140, GRMP, LECAM3, P selectin, PADGEM, PSEL, P-selectin, SELP
Observed MW:	105-110 kDa
Uniprot ID :	P16109

### Application

Reactivity:	Human, Rat
Tested Application:	ELISA, IHC, WB, IP
Recommended dilution:	WB: 1:500-1:1000; IP: 1:500-1:1000; IHC: 1:20-1:200
Image:	

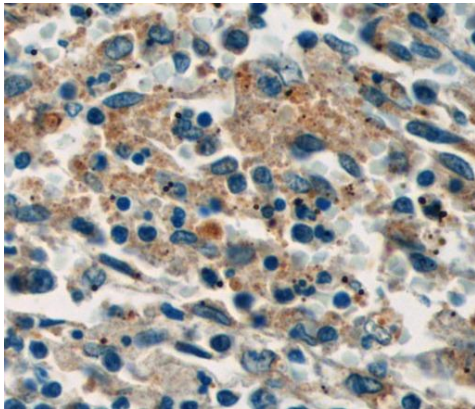
### Wuhan Fine Biotech Co., Ltd.

B9 Bld, High-Tech Medical Devices Park, No. 818 Gaoxin Ave. East Lake High-Tech Development Zone. Wuhan, Hubei, China(430206)

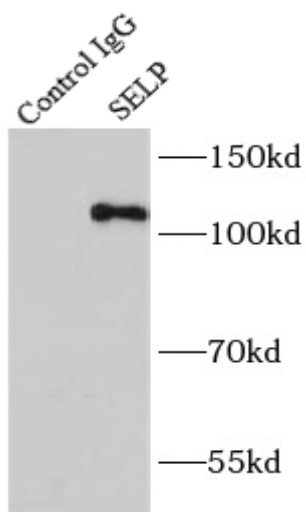
Tel : (0086)027-87384275

Fax: (0086)027-87800889


[www.fn-test.com](http://www.fn-test.com)



Immunohistochemistry of paraffin-embedded human spleen tissue slide using FNab06852(SELP Antibody) at dilution of 1:50



IP Result of anti-SELP (IP:FNab06852, 5ug; Detection: FNab06852 1:600) with K-562 cells lysate 1760ug.



Jurkat cells were subjected to SDS PAGE followed by western blot with FNab06852(SELP Antibody) at dilution of 1:500