

anti- PKM2-specific antibody

Product Information

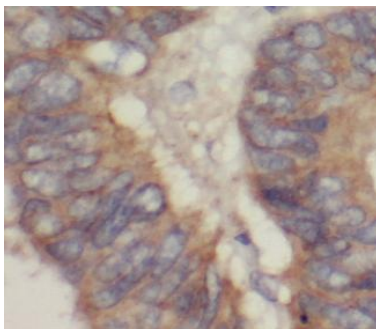
Catalog No.:	FNab06496
Size:	100µg
Form:	liquid
Purification:	Protein A+G purification
Purity:	≥95% as determined by SDS-PAGE
Host:	Mouse
IsoType:	IgG1
Clone ID:	4C7
Storage:	PBS with 0.02% sodium azide and 50% glycerol pH 7.3 , -20°C for 12 months (Avoid repeated freeze / thaw cycles.)

Immunogen information

Immunogen:	PKM2 pyruvate kinase, muscle
Synonyms:	CTHBP, HEL-S-30, OIP3, PK3, PKM2, TCB, THBP1
Calculated MW:	58 kDa
Uniprot ID :	P14618

Application

Specificity:	Human, Mouse, Rat
Tested Application:	ELISA, IHC, IF, WB, FC, IP
Recommended dilution:	WB: 1:2000-1:16000; IP: 1:200-1:1000; IHC: 1:100-1:1000; IF: 1:20-1:200
Image:	



Immunohistochemistry of paraffin-embedded human colon cancer tissue slide using FNab06496(PKM2-specific Antibody) at dilution of 1:50

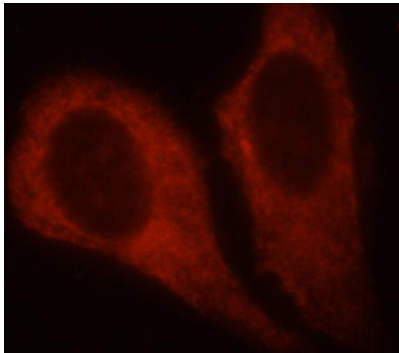
Wuhan Fine Biotech Co., Ltd.

B9 Bld, High-Tech Medical Devices Park, No. 818 Gaoxin Ave. East Lake High-Tech Development Zone. Wuhan, Hubei, China(430206)

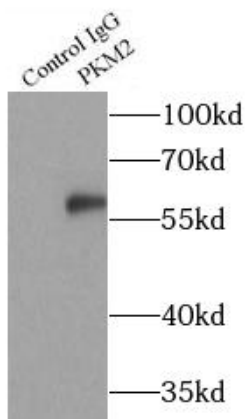
Tel : (0086)027-87384275

Fax: (0086)027-87800889

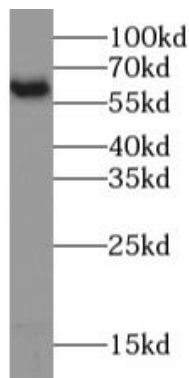
www.fn-test.com



Immunofluorescent analysis of HepG2 cells using FNab06496 (PKM2-specific antibody) at dilution of 1:50 and Rhodamine-labeled goat anti-mouse IgG (red).



IP Result of anti-PKM2-specific (IP: FNab06496, 4ug; Detection: FNab06496 1:300) with HeLa cells lysate 2400ug.



Hela cells were subjected to SDS PAGE followed by western blot with FNab06496(PKM2-specific antibody) at dilution of 1:1000