

anti- PIP5K1A antibody

Product Information

Catalog No.:	FNab06463
Size:	100µg
Form:	liquid
Purification:	Immunogen affinity purified
Purity:	≥95% as determined by SDS-PAGE
Host:	Rabbit
Clonality:	polyclonal
Clone ID:	None
IsoType:	IgG
Storage:	PBS with 0.02% sodium azide and 50% glycerol pH 7.3, -20°C for 12 months (Avoid repeated freeze / thaw cycles.)

Background

Immunogen information

Immunogen:	phosphatidylinositol-4-phosphate 5-kinase, type I, alpha
Synonyms:	None
Observed MW:	63 kDa
UniprotID :	Q99755

Application

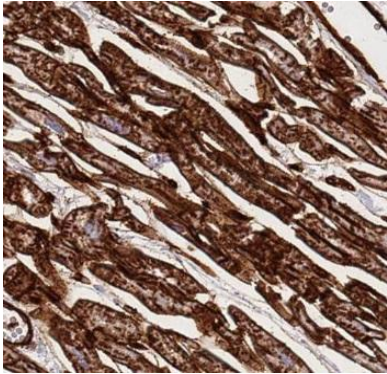
Reactivity:	Human, Rat
Tested Application:	ELISA, WB, IHC, IF
Recommended dilution:	WB: 1:500 - 1:2000; IHC: 1:50 - 1:200; IF: 1:50 - 1:200
Image:	

Wuhan Fine Biotech Co., Ltd.

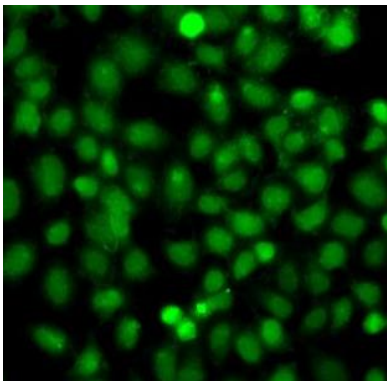
B9 Bld, High-Tech Medical Devices Park, No. 818 GaoxinAve. East Lake High-Tech Development Zone. Wuhan, Hubei, China(430206)

Tel : (0086)027-87384275


Fax: (0086)027-87800889 www.fn-test.com



Immunohistochemistry of paraffin-embedded human heart using FNab06463(PIP5K1A antibody) at dilution of 1:200



Immunofluorescence analysis of A549 cells using FNab06463(PIP5K1A antibody) at dilution of 1:50



A431 cells were subjected to SDS PAGE followed by western blot with FNab06463(PIP5K1A antibody) at dilution of 1:1000