

anti- PBXIP1 antibody

Product Information

Catalog No.:	FNab06185
Size:	100µg
Form:	liquid
Purification:	Immunogen affinity purified
Purity:	≥95% as determined by SDS-PAGE
Host:	Rabbit
Clonality:	polyclonal
Clone ID:	None
IsoType:	IgG
Storage:	PBS with 0.02% sodium azide and 50% glycerol pH 7.3, -20°C for 12 months (Avoid repeated freeze / thaw cycles.)

Background

Regulator of pre-B-cell leukemia transcription factors(BPXs) function. Inhibits the binding of PBX1-HOX complex to DNA and blocks the transcriptional activity of E2A-PBX1. Tethers estrogen receptor-alpha(ESR1) to microtubules and allows them to influence estrogen receptors-alpha signaling.

Immunogen information

Immunogen:	pre-B-cell leukemia homeobox interacting protein 1
Synonyms:	HPIP
Observed MW:	95-100 kDa
UniprotID :	Q96AQ6

Application

Reactivity:	Human
Tested Application:	ELISA, WB, IHC, IF, IP
Recommended dilution:	WB: 1:500-1:2000; IP: 1:200-1:1000; IHC: 1:20-1:200; IF: 1:20-1:200

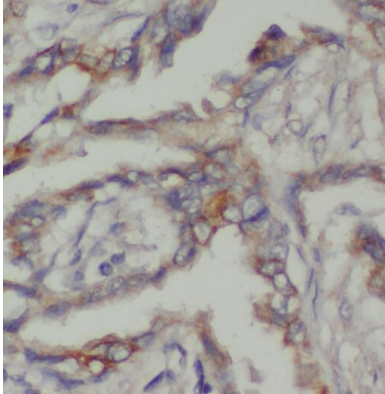
Wuhan Fine Biotech Co., Ltd.

B9 Bld, High-Tech Medical Devices Park, No. 818 GaoxinAve.East Lake High-Tech Development Zone.Wuhan, Hubei, China(430206)

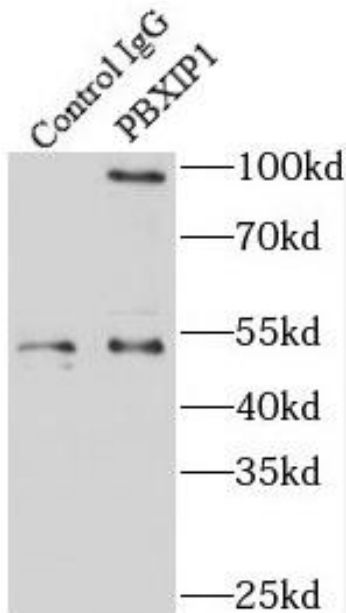
Tel : (0086)027-87384275

Fax: (0086)027-87800889 www.fn-test.com

Image:



Immunohistochemistry of paraffin-embedded human lung cancer using FNab06185(PBXIP1 antibody) at dilution of 1:100




IP Result of anti-PBXIP1 (IP:FNab06185, 3ug; Detection:FNab06185 1:800) with HeLa cells lysate 3000ug.

Wuhan Fine Biotech Co., Ltd.

B9 Bld, High-Tech Medical Devices Park, No. 818 GaoxinAve. East Lake High-Tech Development Zone. Wuhan, Hubei, China(430206)

Tel : (0086)027-87384275

Fax: (0086)027-87800889 www.fn-test.com



HeLa cells were subjected to SDS PAGE followed by western blot with FNab06185(PBXIP1 antibody) at dilution of 1:1000