

## anti- PAK2 antibody

### Product Information

Catalog No.:	FNab06122
Size:	100µg
Form:	liquid
Purification:	Immunogen affinity purified
Purity:	≥95% as determined by SDS-PAGE
Host:	Rabbit
Clonality:	polyclonal
Clone ID:	None
IsoType:	IgG
Storage:	PBS with 0.02% sodium azide and 50% glycerol pH 7.3, -20°C for 12 months (Avoid repeated freeze / thaw cycles.)

### Background

The p21 activated kinases (PAK) are critical effectors that link Rho GTPases to cytoskeleton reorganization and nuclear signaling. The PAK proteins are a family of serine/threonine kinases that serve as targets for the small GTP binding proteins, CDC42 and RAC1, and have been implicated in a wide range of biological activities. The protein encoded by this gene is activated by proteolytic cleavage during caspase-mediated apoptosis, and may play a role in regulating the apoptotic events in the dying cell.

### Immunogen information

Immunogen:	p21 protein (Cdc42/Rac)-activated kinase 2
Synonyms:	C t PAK2, Gamma PAK, p21 activated kinase 2, p27 PAK 2p34, p34, p58, PAK 2, PAK2, PAK65, PAKgamma, S6/H4 kinase
Observed MW:	58 kDa
UniprotID :	Q13177

### Application

Reactivity:	Human, Mouse, Rat
-------------	-------------------

### Wuhan Fine Biotech Co., Ltd.

B9 Bld, High-Tech Medical Devices Park, No. 818 GaoxinAve. East Lake High-Tech Development Zone. Wuhan, Hubei, China(430206)

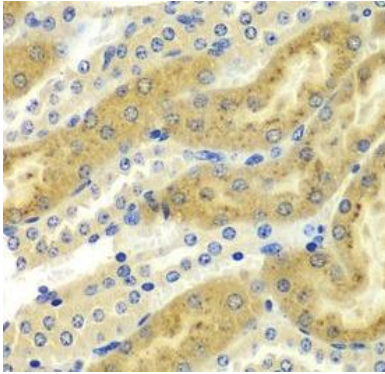
Tel : (0086)027-87384275

Fax: (0086)027-87800889 [www.fn-test.com](http://www.fn-test.com)

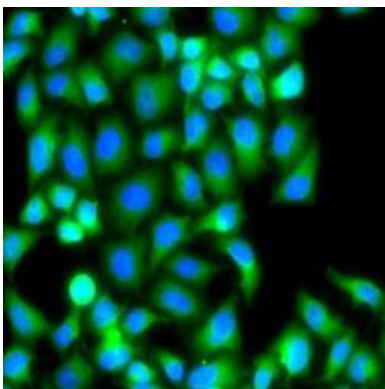
Tested Application: ELISA, WB, IHC, IF

Recommended dilution: WB: 1:500 - 1:2000; IHC: 1:50 - 1:200; IF: 1:50 - 1:200

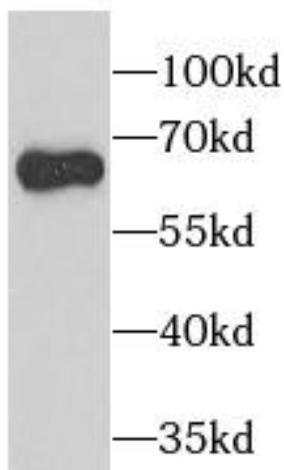
Image:



Immunohistochemistry of paraffin-embedded mouse kidney using FNab06122(PAK2 antibody) at dilution of 1:100



Immunofluorescence analysis of A549 cells using FNab06122(PAK2 antibody). Blue: DAPI for nuclear staining.



human skeletal muscle tissue were subjected to SDS PAGE followed by western blot with FNab06122(PAK2 antibody) at dilution of 1:1000

**Wuhan Fine Biotech Co., Ltd.**

B9 Bld, High-Tech Medical Devices Park, No. 818 GaoxinAve. East Lake High-Tech Development Zone. Wuhan, Hubei, China(430206)

Tel : (0086)027-87384275

Fax: (0086)027-87800889 [www.fn-test.com](http://www.fn-test.com)

**Wuhan Fine Biotech Co., Ltd.**

B9 Bld, High-Tech Medical Devices Park, No. 818 GaoxinAve. East Lake High-Tech Development Zone. Wuhan, Hubei, China(430206)

Tel : (0086)027-87384275

Fax: (0086)027-87800889 [www.fn-test.com](http://www.fn-test.com)