

anti- OCT2 antibody

Product Information

Catalog No.:	FNab05961
Size:	100µg
Form:	liquid
Purification:	Immunogen affinity purified
Purity:	≥95% as determined by SDS-PAGE
Host:	Rabbit
Clonality:	polyclonal
Clone ID:	None
IsoType:	IgG
Storage:	PBS with 0.02% sodium azide and 50% glycerol pH 7.3, -20°C for 12 months (Avoid repeated freeze / thaw cycles.)

Background

None

Immunogen information

Immunogen:	POU class 2 homeobox 2
Synonyms:	Oct 2, OCT2, Octamer binding protein 2, OTF 2, OTF2, POU class 2 homeobox 2, POU2F2
Observed MW:	55 kDa
UniprotID :	P09086

Application

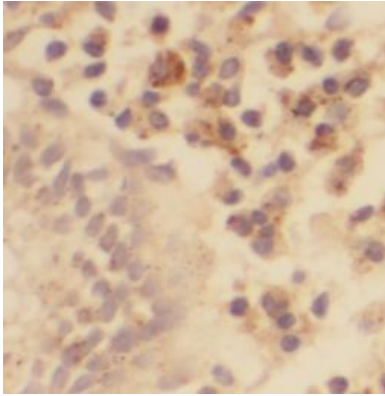
Reactivity:	Human, Mouse
Tested Application:	ELISA, WB, IHC, IP
Recommended dilution:	WB: 1:500-1:1000; IP: 1:200-1:1000; IHC: 1:20-1:200
Image:	

Wuhan Fine Biotech Co., Ltd.

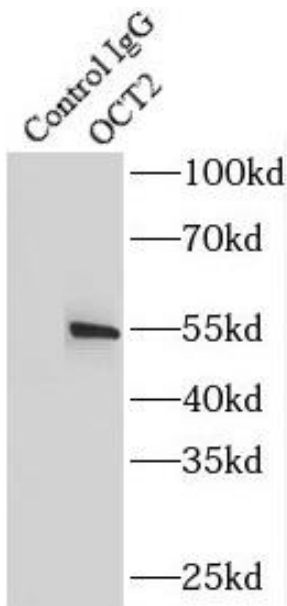
B9 Bld, High-Tech Medical Devices Park, No. 818 GaoxinAve. East Lake High-Tech Development Zone. Wuhan, Hubei, China(430206)

Tel : (0086)027-87384275

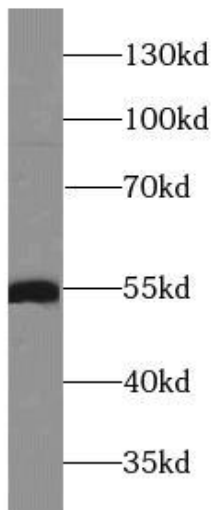
Fax: (0086)027-87800889 www.fn-test.com



Immunohistochemistry of paraffin-embedded human lymphoma using FNab05961(OCT2 antibody) at dilution of 1:100



IP Result of anti-OCT2 (IP:FNab05961, 4ug; Detection:FNab05961 1:300) with NIH/3T3 cells lysate 1200ug.



NIH/3T3 cells were subjected to SDS PAGE followed by western blot with FNab05961(OCT2 antibody) at dilution of 1:500