

## anti- NCAM2 antibody

### Product Information

|               |   |
|---------------|---|
| Catalog No.:  | FNab05576   |
| Size:         | 100µg   |
| Form:         | liquid  |
| Purification: | Immunogen affinity purified   |
| Purity:       | ≥95% as determined by SDS-PAGE  |
| Host:         | Rabbit  |
| Clonality:    | polyclonal  |
| Clone ID:     | None  |
| IsoType:      | IgG   |
| Storage:      | PBS with 0.02% sodium azide and 50% glycerol pH 7.3, -20°C for 12 months (Avoid repeated freeze / thaw cycles.) |

### Background

May play important roles in selective fasciculation and zone-to-zone projection of the primary olfactory axons.

### Immunogen information

|              |                                 |
|--------------|---------------------------------|
| Immunogen:   | neural cell adhesion molecule 2 |
| Synonyms:    | NCAM21                          |
| Observed MW: | 125 kDa                         |
| UniprotID :  | O15394                          |

### Application


|                       |   |
|-----------------------|---|
| Reactivity:           | Human, Mouse, Rat                                   |
| Tested Application:   | ELISA, WB, IHC, IP                                  |
| Recommended dilution: | WB: 1:500-1:2000; IP: 1:200-1:1000; IHC: 1:20-1:200 |
| Image:                |   |

### Wuhan Fine Biotech Co., Ltd.


B9 Bld, High-Tech Medical Devices Park, No. 818 GaoxinAve. East Lake High-Tech Development Zone. Wuhan, Hubei, China(430206)

Tel : (0086)027-87384275


Fax: (0086)027-87800889 [www.fn-test.com](http://www.fn-test.com)



Immunohistochemistry of paraffin-embedded human gliomas using FNab05576(NCAM2 antibody) at dilution of 1:100



IP Result of anti-NCAM2 (IP:FNab05576, 3ug; Detection:FNab05576 1:1000) with mouse brain tissue lysate 4000ug.



human brain tissue were subjected to SDS PAGE followed by western blot with FNab05576(NCAM2 antibody) at dilution of 1:1000