

anti- MYST2 antibody

Product Information

Catalog No.:	FNab05528
Size:	100µg
Form:	liquid
Purification:	Immunogen affinity purified
Purity:	≥95% as determined by SDS-PAGE
Host:	Rabbit
Clonality:	polyclonal
Clone ID:	None
IsoType:	IgG
Storage:	PBS with 0.02% sodium azide and 50% glycerol pH 7.3, -20°C for 12 months (Avoid repeated freeze / thaw cycles.)

Background

None

Immunogen information

Immunogen:	MYST histone acetyltransferase 2
Synonyms:	None
Observed MW:	83 kDa
UniprotID :	O95251

Application

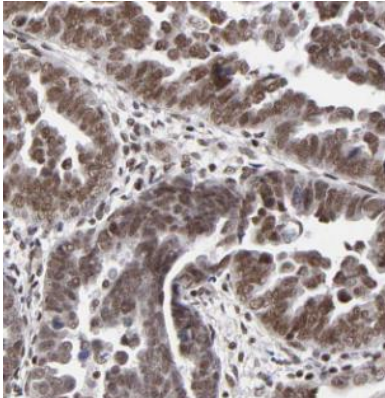
Reactivity:	Human, Mouse, Rat
Tested Application:	ELISA, WB, IHC, IP
Recommended dilution:	WB: 1:500-1:2000; IP: 1:200-1:1000; IHC: 1:20-1:200
Image:	

Wuhan Fine Biotech Co., Ltd.

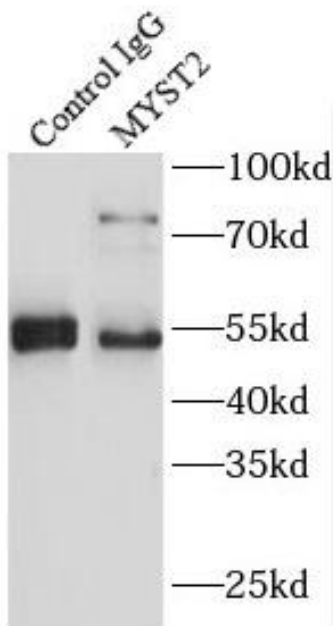
B9 Bld, High-Tech Medical Devices Park, No. 818 GaoxinAve. East Lake High-Tech Development Zone. Wuhan, Hubei, China(430206)

Tel : (0086)027-87384275


Fax: (0086)027-87800889 www.fn-test.com



Immunohistochemistry of paraffin-embedded human ovary tumor using FNab05528(MYST2 antibody) at dilution of 1:50



IP Result of anti-MYST2 (IP:FNab05528, 4ug; Detection:FNab05528 1:500) with HeLa cells lysate 2480ug.



NIH/3T3 cells were subjected to SDS PAGE followed by western blot with FNab05528(MYST2 antibody) at dilution of 1:500