

anti- MYH1 antibody

Product Information

Catalog No.:	FNab05469
Size:	100µg
Form:	liquid
Purification:	Immunogen affinity purified
Purity:	≥95% as determined by SDS-PAGE
Host:	Rabbit
Clonality:	polyclonal
Clone ID:	None
IsoType:	IgG
Storage:	PBS with 0.02% sodium azide and 50% glycerol pH 7.3, -20°C for 12 months (Avoid repeated freeze / thaw cycles.)

Background

Myosin is a major contractile protein which converts chemical energy into mechanical energy through the hydrolysis of ATP. Myosin is a hexameric protein composed of a pair of myosin heavy chains (MYH) and two pairs of nonidentical light chains. Myosin heavy chains are encoded by a multigene family. In mammals at least 10 different myosin heavy chain (MYH) isoforms have been described from striated, smooth, and nonmuscle cells. These isoforms show expression that is spatially and temporally regulated during development.

Immunogen information

Immunogen:	myosin, heavy chain 1, skeletal muscle, adult
Synonyms:	HEL71, MYHa, MyHC-2x, MyHC-2X/D, MYHSA1
Observed MW:	260 kDa
UniprotID :	P12882

Application

Reactivity:	Human, Mouse, Rat
Tested Application:	ELISA, WB, IHC, IF

Wuhan Fine Biotech Co., Ltd.

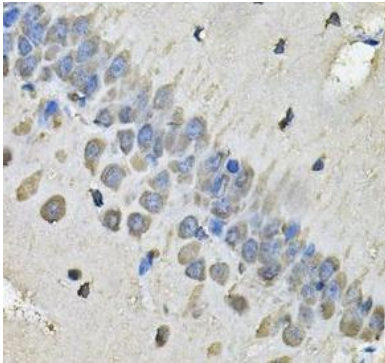
B9 Bld, High-Tech Medical Devices Park, No. 818 GaoxinAve. East Lake High-Tech Development Zone. Wuhan, Hubei, China(430206)

Tel : (0086)027-87384275

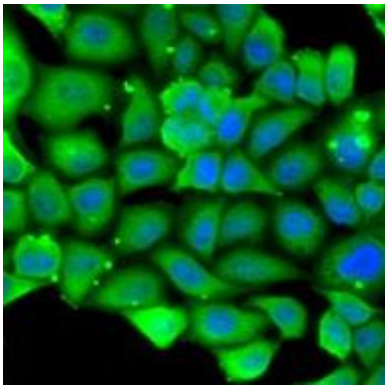
Fax: (0086)027-87800889 www.fn-test.com

Recommended dilution: WB: 1:500 - 1:2000; IHC: 1:50 - 1:200; IF: 1:50 - 1:100


Image:



Immunohistochemistry of paraffin-embedded rat brain tissue slide using FNab05469(MYH1 Antibody) at dilution of 1:50



Immunofluorescence analysis of U2OS cells using MYH1 antibody (FNab05469). Blue: DAPI for nuclear staining.



mouse heart were subjected to SDS PAGE followed by western blot with FNab05469(MYH1 Antibody) at dilution of 1:1000

Wuhan Fine Biotech Co., Ltd.

B9 Bld, High-Tech Medical Devices Park, No. 818 GaoxinAve. East Lake High-Tech Development Zone. Wuhan, Hubei, China(430206)

Tel : (0086)027-87384275

Fax: (0086)027-87800889 www.fn-test.com