

anti- MINA antibody

Product Information

Catalog No.:	FNab05190
Size:	100µg
Form:	liquid
Purification:	Immunogen affinity purified
Purity:	≥95% as determined by SDS-PAGE
Host:	Rabbit
Clonality:	polyclonal
Clone ID:	None
IsoType:	IgG
Storage:	PBS with 0.02% sodium azide and 50% glycerol pH 7.3, -20°C for 12 months (Avoid repeated freeze / thaw cycles.)

Background

Oxygenase that can act as both a histone lysine demethylase and a ribosomal histidine hydroxylase. Is involved in the demethylation of trimethylated 'Lys-9' on histone H3(H3K9me3), leading to an increase in ribosomal RNA expression. Also catalyzes the hydroxylation of 60S ribosomal protein L27a on 'His-39'. May play an important role in cell growth and survival. May be involved in ribosome biogenesis, most likely during the assembly process of pre-ribosomal particles.

Immunogen information

Immunogen:	MYC induced nuclear antigen
Synonyms:	MDIG,
Observed MW:	53 kDa
UniprotID :	Q8IUUF8

Application

Reactivity:	Human, Mouse, Rat
Tested Application:	ELISA, WB, IHC, IP

Wuhan Fine Biotech Co., Ltd.

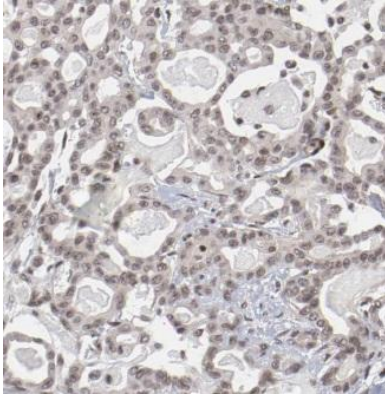
B9 Bld, High-Tech Medical Devices Park, No. 818 GaoxinAve. East Lake High-Tech Development Zone. Wuhan, Hubei, China(430206)

Tel : (0086)027-87384275

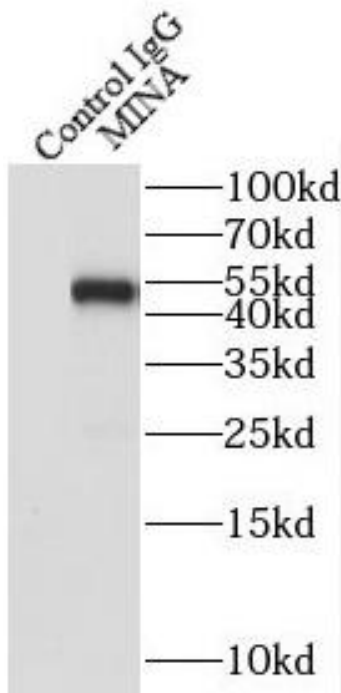
Fax: (0086)027-87800889 www.fn-test.com

Recommended dilution: WB: 1:500-1:2000; IP: 1:200-1:1000; IHC: 1:20-1:200

Image:



Immunohistochemistry of paraffin-embedded human pancreas cancer using FNab05190(MINA antibody) at dilution of 1:50




IP Result of anti-MINA (IP:FNab05190, 3ug; Detection:FNab05190 1:500) with HEK-293 cells lysate 2120ug.

Wuhan Fine Biotech Co., Ltd.

B9 Bld, High-Tech Medical Devices Park, No. 818 GaoxinAve. East Lake High-Tech Development Zone. Wuhan, Hubei, China(430206)

Tel : (0086)027-87384275

Fax: (0086)027-87800889 www.fn-test.com



HEK-293 cells were subjected to SDS PAGE followed by western blot with FNab05190(MINA antibody) at dilution of 1:500