

anti- MED15 antibody

Product Information

Catalog No.:	FNab05089
Size:	100µg
Form:	liquid
Purification:	Immunogen affinity purified
Purity:	≥95% as determined by SDS-PAGE
Host:	Rabbit
Clonality:	polyclonal
Clone ID:	None
IsoType:	IgG
Storage:	PBS with 0.02% sodium azide and 50% glycerol pH 7.3, -20°C for 12 months (Avoid repeated freeze / thaw cycles.)

Background

Component of the Mediator complex, a coactivator involved in the regulated transcription of nearly all RNA polymerase II-dependent genes. Mediator functions as a bridge to convey information from gene-specific regulatory proteins to the basal RNA polymerase II transcription machinery. Mediator is recruited to promoters by direct interactions with regulatory proteins and serves as a scaffold for the assembly of a functional preinitiation complex with RNA polymerase II and the general transcription factors. Required for cholesterol-dependent gene regulation. Positively regulates the Nodal signaling pathway.

Immunogen information

Immunogen:	mediator complex subunit 15
Synonyms:	ARC105, CTG7A, PCQAP, TIG1, TNRC7
Observed MW:	105 kDa
UniprotID :	Q96RN5

Application

Reactivity:	Human
-------------	-------

Wuhan Fine Biotech Co., Ltd.

B9 Bld, High-Tech Medical Devices Park, No. 818 GaoxinAve. East Lake High-Tech Development Zone. Wuhan, Hubei, China(430206)

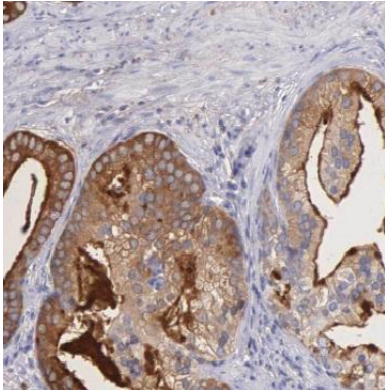
Tel : (0086)027-87384275

Fax: (0086)027-87800889 www.fn-test.com

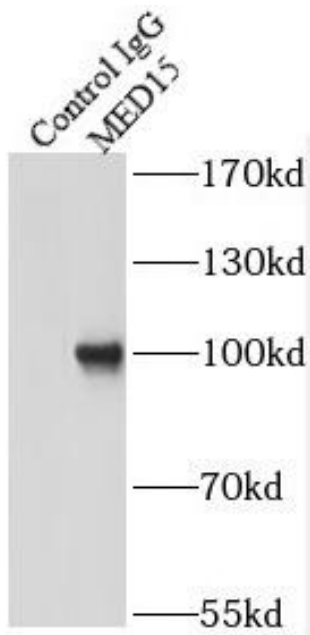
Tested Application: ELISA, WB, IHC, IP

Recommended dilution: WB: 1:500-1:2000; IP: 1:200-1:1000; IHC: 1:20-1:200

Image:



Immunohistochemistry of paraffin-embedded human prostate cancer using FNab05089(MED15 antibody) at dilution of 1:100



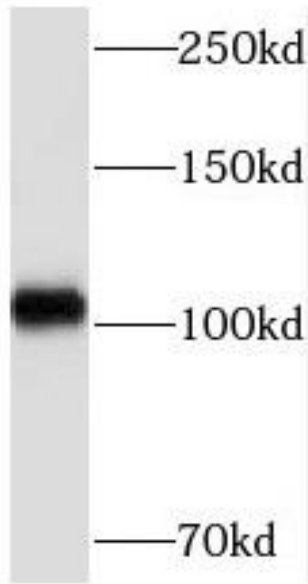
IP Result of anti-MED15 (IP:FNab05089, 3ug; Detection:FNab05089 1:500) with K-562 cells lysate 3440ug.

Wuhan Fine Biotech Co., Ltd.

B9 Bld, High-Tech Medical Devices Park, No. 818 GaoxinAve. East Lake High-Tech Development Zone. Wuhan, Hubei, China(430206)

Tel : (0086)027-87384275

Fax: (0086)027-87800889 www.fn-test.com



K-562 cells were subjected to SDS PAGE followed by western blot with FNab05089(MED15 antibody) at dilution of 1:500