

anti- LGALS3BP antibody

Product Information

Catalog No.:	FNab04759
Size:	100µg
Form:	liquid
Purification:	Protein A+G purification
Purity:	≥95% as determined by SDS-PAGE
Host:	Mouse
Clonality:	monoclonal
Clone ID:	3F6
IsoType:	IgG2a
Storage:	PBS with 0.02% sodium azide and 50% glycerol pH 7.3, -20°C for 12 months (Avoid repeated freeze / thaw cycles.)

Background

Promotes integrin-mediated cell adhesion. May stimulate host defense against viruses and tumor cells.

Immunogen information

Immunogen:	lectin, galactoside-binding, soluble, 3 binding protein
Synonyms:	90K, BTBD17B, Galectin 3 binding protein, LGALS3BP, M2BP, Mac 2 binding protein, MAC 2 BP, MAC2BP, Tumor associated antigen 90K
Observed MW:	90 kDa
UniprotID :	Q08380

Application

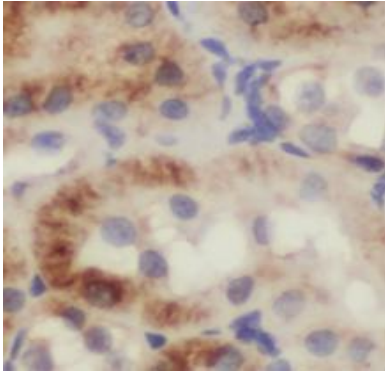
Reactivity:	Human
Tested Application:	ELISA, WB, IHC, IP, IF
Recommended dilution:	WB: 1:1000-1:4000; IP: 1:500-1:2000; IHC: 1:50-1:500; IF: 1:50-1:500
Image:	

Wuhan Fine Biotech Co., Ltd.


B9 Bld, High-Tech Medical Devices Park, No. 818 GaoxinAve.East Lake High-Tech Development Zone.Wuhan, Hubei, China(430206)

Tel : (0086)027-87384275

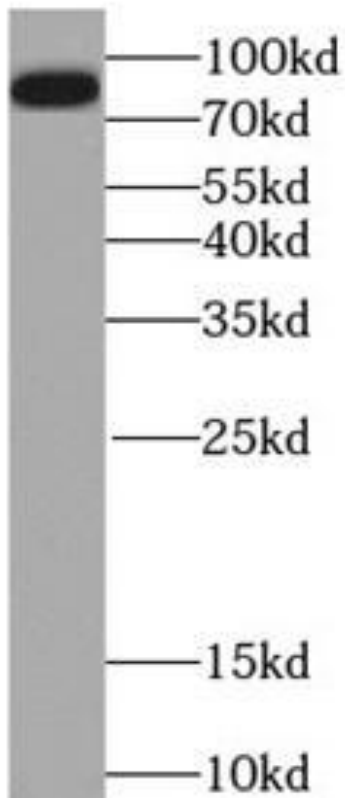
Fax: (0086)027-87800889 www.fn-test.com



Immunohistochemistry of paraffin-embedded human breast cancer tissue slide using FNab04759(LGALS3BP Antibody) at dilution of 1:50 heat mediated antigen retrieved with Tris-EDTA buffer(pH9).



IP Result of anti-LGALS3BP (IP:FNab04759, 5ug; Detection:FNab04759 1:1000) with human plasma lysate 4000ug.



human blood tissue were subjected to SDS PAGE followed by western blot with FNab04759(LGALS3BP Antibody) at dilution of 1:2000