

anti- HSP60 antibody

Product Information

Catalog No.:	FNab04046
Size:	100µg
Form:	liquid
Purification:	Immunogen affinity purified
Purity:	≥95% as determined by SDS-PAGE
Host:	Rabbit
Clonality:	polyclonal
Clone ID:	None
IsoType:	IgG
Storage:	PBS with 0.02% sodium azide and 50% glycerol pH 7.3, -20°C for 12 months (Avoid repeated freeze / thaw cycles.)

Background

HSPD1, also known as HSP60, belongs to the chaperonin family and acts as a chaperone to enhance cell survival under physiological stresses. Hsp60 has been shown to be connected with many aspects of cell functions such as protein folding and assembling of polypeptide chains in mitochondria. Recently it has been reported that HSP60 is associated with apoptosis or inhibition of cancer cell growth.(21822415)

Immunogen information

Immunogen:	heat shock 60kDa protein 1(chaperonin)
Synonyms:	Heat shock protein 60, HSP 60, HSP60, HSP65, HSPD1
Observed MW:	60 kDa
UniprotID :	P10809

Application

Reactivity:	Human, Mouse, Rat
Tested Application:	ELISA, WB, IHC, IF, IP
Recommended dilution:	WB: 1:500 - 1:2000; IHC: 1:50 - 1:200; IF: 1:50 - 1:200; IP: 1:50 - 1:100

1

Wuhan Fine Biotech Co., Ltd.

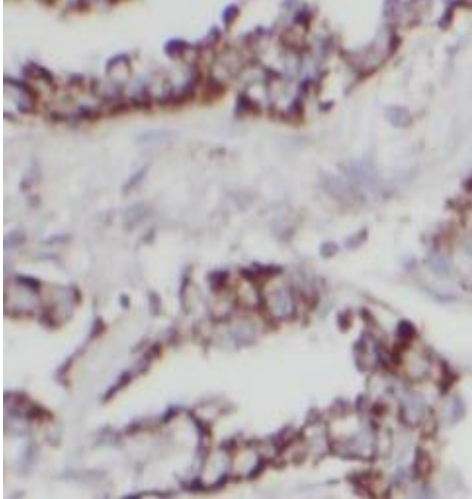
B9 Bld, High-Tech Medical Devices Park, No. 818 GaoxinAve.East Lake High-Tech Development Zone.Wuhan, Hubei, China(430206)

Tel :(0086)027-87384275

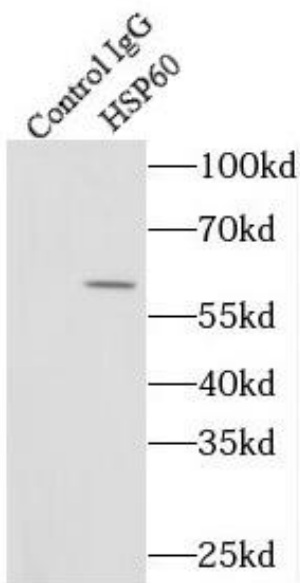
Fax: (0086)027-87800889

www.fn-test.com

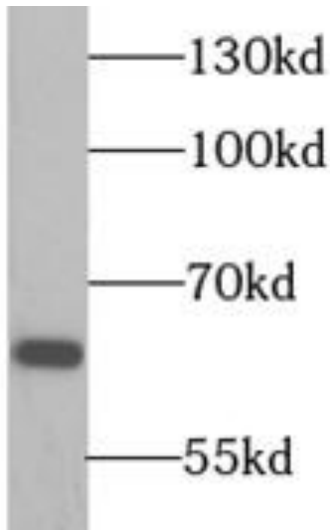
Image:



Immunohistochemistry of paraffin-embedded human lung cancer using FNab04046(HSPD1 antibody) at dilution of 1:100



IP Result of anti-HSP60 (IP:FNab04046, 4ug; Detection:FNab04046 1:4000) with HEK-293 cells lysate 3680ug.



HeLa cells were subjected to SDS PAGE followed by western blot with FNab04046(HSPD1 antibody) at dilution of 1:600