

anti- HPCAL4 antibody

Product Information

Catalog No.:	FNab03992
Size:	100µg
Form:	liquid
Purification:	Immunogen affinity purified
Purity:	≥95% as determined by SDS-PAGE
Host:	Rabbit
Clonality:	polyclonal
IsoType:	IgG
Storage:	PBS with 0.02% sodium azide and 50% glycerol pH 7.3, -20°C for 12 months (Avoid repeated freeze / thaw cycles.)

Background

May be involved in the calcium-dependent regulation of rhodopsin phosphorylation.

Immunogen information

Immunogen:	hippocalcin like 4
Synonyms:	hippocalcin like 4, Hippocalcin like protein 4, HLP4, HPCAL4
Observed MW:	22kd
Uniprot ID :	Q9UM19

Application

Reactivity:	Human, Mouse, Rat
Tested Application:	ELISA, WB, IHC
Recommended dilution:	WB: 1:500-1:2000; IHC: 1:20-1:200
Image:	

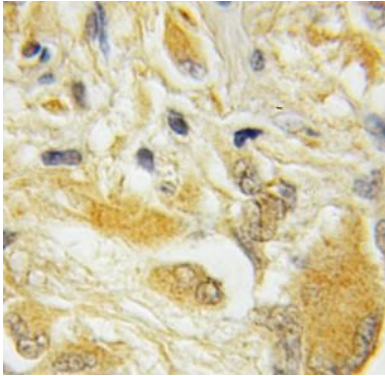
Wuhan Fine Biotech Co., Ltd.

B9 Bld, High-Tech Medical Devices Park, No. 818 Gaoxin Ave. East Lake High-Tech Development Zone. Wuhan, Hubei, China(430206)

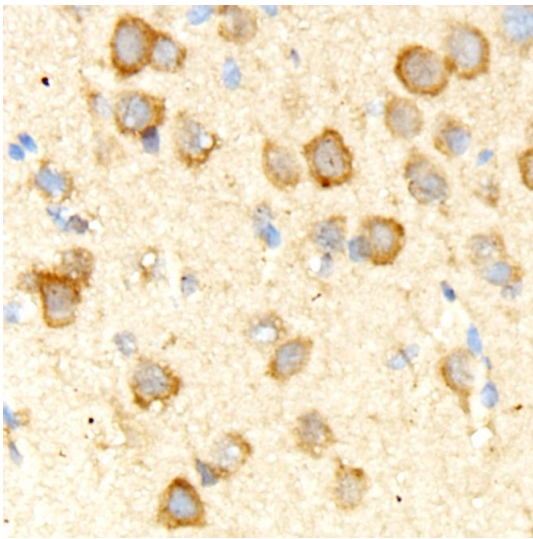
Tel : (0086)027-87384275

Fax: (0086)027-87800889

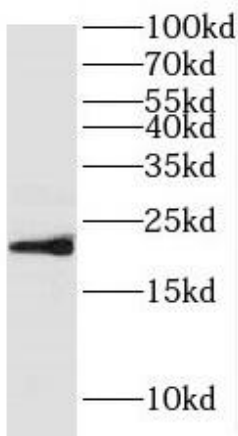
www.fn-test.com



Immunohistochemistry of paraffin-embedded human medulloblastoma using FNab03992(HPCAL4 antibody) at dilution of 1:100



Immunohistochemistry of paraffin-embedded mouse brain using FNab03992(HPCAL4 antibody) at dilution of 1:100



human brain tissue were subjected to SDS PAGE followed by western blot with FNab03992(HPCAL4 antibody) at dilution of 1:500