

## anti- HNRNPU antibody

### Product Information

Catalog No.:	FNab03959
Size:	100µg
Form:	liquid
Purification:	Immunogen affinity purified
Purity:	≥95% as determined by SDS-PAGE
Host:	Rabbit
Clonality:	polyclonal
Clone ID:	None
IsoType:	IgG
Storage:	PBS with 0.02% sodium azide and 50% glycerol pH 7.3, -20°C for 12 months (Avoid repeated freeze / thaw cycles.)

### Background

Component of the CRD-mediated complex that promotes MYC mRNA stabilization. Binds to pre-mRNA. Has high affinity for scaffold-attached region(SAR) DNA. Binds to double- and single-stranded DNA and RNA. Plays a role in the circadian regulation of the core clock component ARNTL/BMAL1 transcription(By similarity).

### Immunogen information

Immunogen:	heterogeneous nuclear ribonucleoproteinU(scaffold attachment factor A)
Synonyms:	HNRPU, SAFA, U21.1
Observed MW:	120 kDa
UniprotID :	Q00839

### Application

Reactivity:	Human, Mouse, Rat
Tested Application:	ELISA, WB, IP, IHC
Recommended dilution:	WB: 1:500-1:2000; IP: 1:200-1:1000; IHC: 1:20-1:200

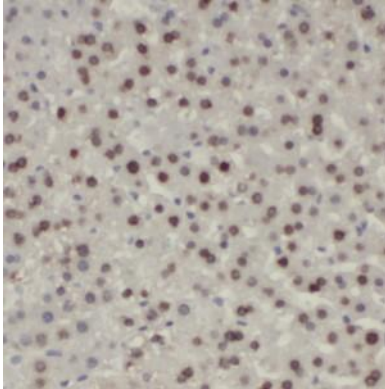
### Wuhan Fine Biotech Co., Ltd.

B9 Bld, High-Tech Medical Devices Park, No. 818 GaoxinAve. East Lake High-Tech Development Zone. Wuhan, Hubei, China(430206)


Tel : (0086)027-87384275

Fax: (0086)027-87800889 [www.fn-test.com](http://www.fn-test.com)

Image:



Immunohistochemistry of paraffin-embedded human liver using FNab03959(HNRNPU antibody) at dilution of 1:100




IP Result of anti-HNRNPU (IP:FNab03959, 4ug; Detection:FNab03959 1:800) with HeLa cells lysate 2400ug.

**Wuhan Fine Biotech Co., Ltd.**

B9 Bld, High-Tech Medical Devices Park, No. 818 GaoxinAve. East Lake High-Tech Development Zone. Wuhan, Hubei, China(430206)

Tel : (0086)027-87384275

Fax: (0086)027-87800889 [www.fn-test.com](http://www.fn-test.com)



Jurkat cells were subjected to SDS PAGE followed by western blot with FNab03959(HNRNPU antibody) at dilution of 1:500