

anti- Hexokinase 1 antibody

Product Information

Catalog No.:	FNab03847
Size:	100µg
Form:	liquid
Purification:	Immunogen affinity purified
Purity:	≥95% as determined by SDS-PAGE
Host:	Rabbit
Clonality:	polyclonal
Clone ID:	None
IsoType:	IgG
Storage:	PBS with 0.02% sodium azide and 50% glycerol pH 7.3, -20°C for 12 months (Avoid repeated freeze / thaw cycles.)

Background

None

Immunogen information

Immunogen:	hexokinase 1
Synonyms:	Brain form hexokinase, Hexokinase 1, Hexokinase type I, HK I, HK1, HK1 ta, HK1 tb, HK1 tc, HKI, HXK1
Observed MW:	103 kDa
UniprotID :	P19367

Application

Reactivity:	Human, Mouse, Rat
Tested Application:	ELISA, WB, IHC, IP
Recommended dilution:	WB: 1:1000-1:4000; IP: 1:500-1:1000; IHC: 1:20-1:200
Image:	

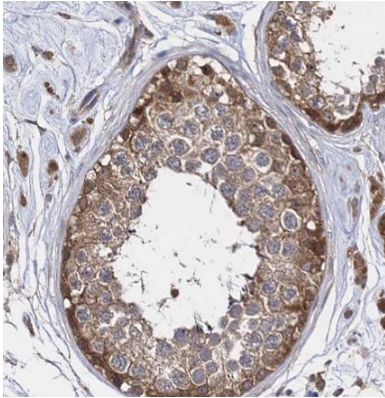
1

Wuhan Fine Biotech Co., Ltd.

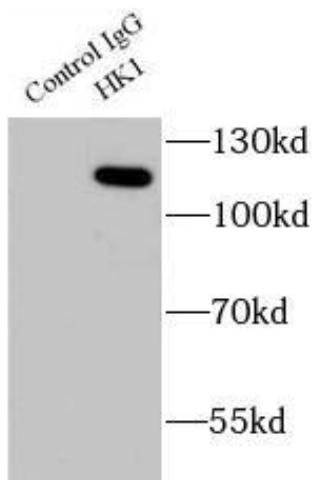
B9 Bld, High-Tech Medical Devices Park, No. 818 GaoxinAve. East Lake High-Tech Development Zone. Wuhan, Hubei, China(430206)

Tel : (0086)027-87384275


Fax: (0086)027-87800889 www.fn-test.com



Immunohistochemistry of paraffin-embedded human testis using FNab03847(HK1 antibody) at dilution of 1:100



IP Result of anti-Hexokinase 1 (IP: FNab03847, 4ug; Detection: FNab03847 1:500) with mouse brain tissue lysate 2000ug.



THP1 cells were subjected to SDS PAGE followed by western blot with FNab03847(HK1 antibody) at dilution of 1:1000