
anti- GCLM antibody

Product Information

Catalog No.:	FNab03387
Size:	100µg
Form:	liquid
Purification:	Immunogen affinity purified
Purity:	≥95% as determined by SDS-PAGE
Host:	Rabbit
Clonality:	polyclonal
Clone ID:	None
IsoType:	IgG
Storage:	PBS with 0.02% sodium azide and 50% glycerol pH 7.3, -20°C for 12 months (Avoid repeated freeze / thaw cycles.)

Background

None

Immunogen information

Immunogen:	glutamate-cysteine ligase, modifier subunit
Synonyms:	GLCLR
Observed MW:	31 kDa
UniprotID :	P48507

Application

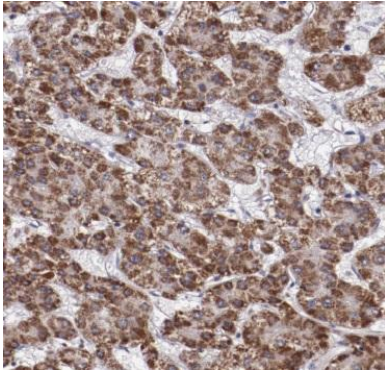
Reactivity:	Human, Mouse, Rat
Tested Application:	ELISA, WB, IHC, IF, FC, IP
Recommended dilution:	WB: 1:500-1:2000; IP: 1:200-1:1000; IHC: 1:20-1:200; IF: 1:20-1:200
Image:	

Wuhan Fine Biotech Co., Ltd.

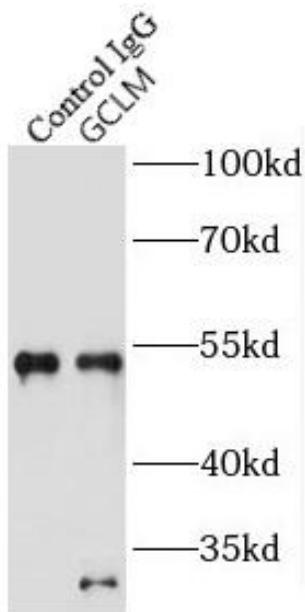
B9 Bld, High-Tech Medical Devices Park, No. 818 GaoxinAve. East Lake High-Tech Development Zone. Wuhan, Hubei, China(430206)

Tel : (0086)027-87384275

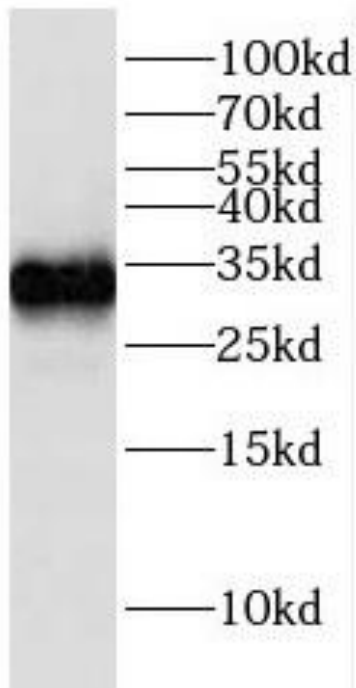
Fax: (0086)027-87800889 www.fn-test.com



Immunohistochemistry of paraffin-embedded human liver cancer tissue slide using FNab03387(GCLM Antibody) at dilution of 1:200



IP Result of anti-GCLM (IP:FNab03387, 3ug; Detection:FNab03387 1:1000) with A431 cells lysate 3040ug.



A431 cells were subjected to SDS PAGE followed by western blot with FNab03387(GCLM antibody) at dilution of 1:500