

## anti- GATA4-Specific antibody

### Product Information

Catalog No.:	FNab03363
Size:	100µg
Form:	liquid
Purification:	Immunogen affinity purified
Purity:	≥95% as determined by SDS-PAGE
Host:	Rabbit
Clonality:	polyclonal
Clone ID:	None
IsoType:	IgG
Storage:	PBS with 0.02% sodium azide and 50% glycerol pH 7.3, -20°C for 12 months (Avoid repeated freeze / thaw cycles.)

### Background

None

### Immunogen information

Immunogen:	GATA binding protein 4
Synonyms:	GATA binding factor 4, GATA binding protein 4, GATA4, Transcription factor GATA 4
Observed MW:	45kd
UniprotID :	P43694

### Application

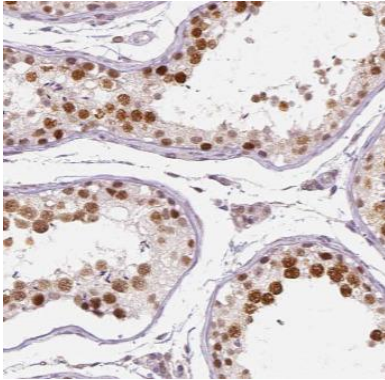
Reactivity:	Human, Mouse, Rat
Tested Application:	ELISA, WB, IHC, IP
Recommended dilution:	WB: 1:500-1:1000; IP: 1:500-1:1000; IHC: 1:20-1:200
Image:	

### Wuhan Fine Biotech Co., Ltd.

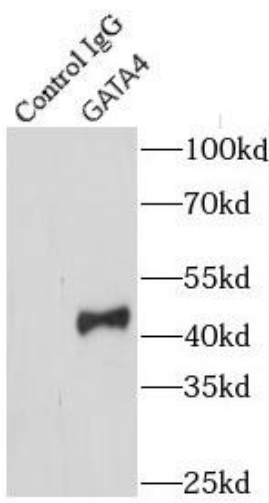
B9 Bld, High-Tech Medical Devices Park, No. 818 GaoxinAve. East Lake High-Tech Development Zone. Wuhan, Hubei, China(430206)

Tel : (0086)027-87384275

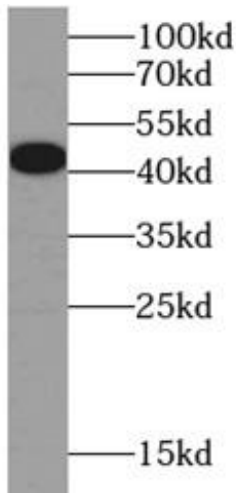
Fax: (0086)027-87800889 [www.fn-test.com](http://www.fn-test.com)



Immunohistochemistry of paraffin-embedded human testis using FNab03363(GATA4-Specific antibody) at dilution of 1:50



IP Result of anti-GATA4-Specific (IP:FNab03363, 4ug; Detection:FNab03363 1:600) with mouse heart tissue lysate 3200ug.



mouse liver tissue were subjected to SDS PAGE followed by western blot with FNab03363(GATA4-Specific antibody) at dilution of 1:500