

anti- GAC-specific antibody

Product Information

Catalog No.:	FNab03290
Size:	100µg
Form:	liquid
Purification:	Immunogen affinity purified
Purity:	≥95% as determined by SDS-PAGE
Host:	Rabbit
Clonality:	polyclonal
Clone ID:	None
IsoType:	IgG
Storage:	PBS with 0.02% sodium azide and 50% glycerol pH 7.3, -20°C for 12 months (Avoid repeated freeze / thaw cycles.)

Immunogen information

Immunogen:	glutaminase
Synonyms:	None
Observed MW:	63 kDa
Uniprot ID :	O94925

Application

Reactivity:	Human, Mouse, Rat
Tested Application:	ELISA, IHC, WB, IP
Recommended dilution:	WB: 1:500-1:1000; IP: 1:500-1:1000; IHC: 1:100-1:400
Image:	

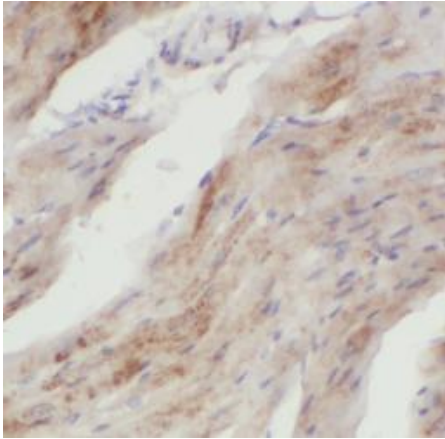
Wuhan Fine Biotech Co., Ltd.

B9 Bld, High-Tech Medical Devices Park, No. 818 Gaoxin Ave. East Lake High-Tech Development Zone. Wuhan, Hubei, China(430206)

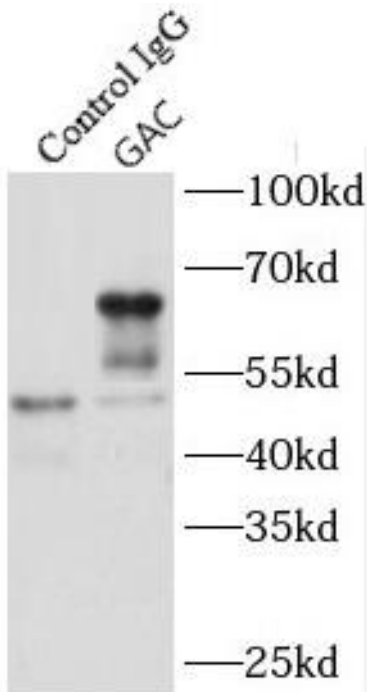
Tel : (0086)027-87384275

Fax: (0086)027-87800889

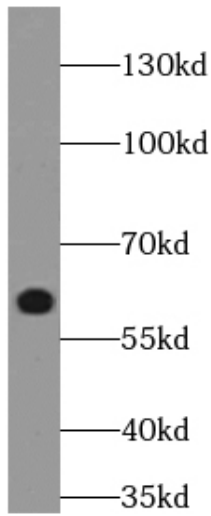
www.fn-test.com



Immunohistochemistry of paraffin-embedded human heart tissue slide using FNab03290 (GAC-specific Antibody) at dilution of 1:200



IP Result of anti-GAC-specific (IP:FNab03290, 3ug; Detection:FNab03290 1:500) with mouse kidney tissue lysate 4000ug.



HEK-293 cells were subjected to SDS PAGE followed by western blot with FNab03290(GAC-specific Antibody) at dilution of 1:600