

## anti- FSHR antibody

### Product Information

Catalog No.:	FNab03231
Size:	100µg
Form:	liquid
Purification:	Immunogen affinity purified
Purity:	≥95% as determined by SDS-PAGE
Host:	Rabbit
Clonality:	polyclonal
Clone ID:	None
IsoType:	IgG
Storage:	PBS with 0.02% sodium azide and 50% glycerol pH 7.3, -20°C for 12 months (Avoid repeated freeze / thaw cycles.)

### Background

Receptor for follicle-stimulating hormone. The activity of this receptor is mediated by G proteins which activate adenylate cyclase. Induces cAMP production through the activation of PI3K-AKT and SRC-ERK1/2 signaling pathways.

### Immunogen information

Immunogen:	follicle stimulating hormone receptor
Synonyms:	Follitropin receptor, FSH R, FSHR, FSHRO, LGR1, ODG1
Observed MW:	71 kDa
UniprotID :	P23945

### Application

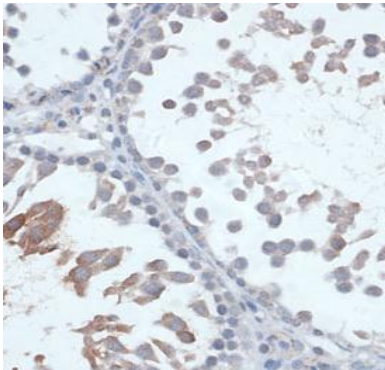
Reactivity:	Human, Mouse, Rat
Tested Application:	ELISA, WB, IHC, IF
Recommended dilution:	WB: 1:500-1:2000; IHC: 1:50-1:200; IF: 1:50-1:200
Image:	

### Wuhan Fine Biotech Co., Ltd.

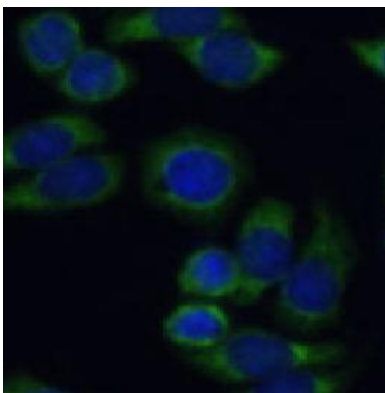
B9 Bld, High-Tech Medical Devices Park, No. 818 GaoxinAve. East Lake High-Tech Development Zone. Wuhan, Hubei, China(430206)

Tel : (0086)027-87384275

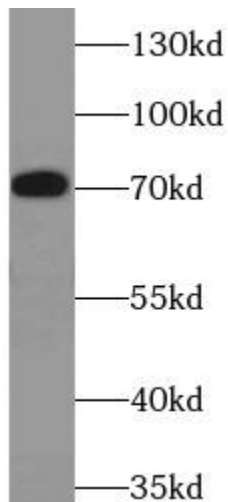
Fax: (0086)027-87800889 [www.fn-test.com](http://www.fn-test.com)



Immunohistochemistry of paraffin-embedded rat testis using FNab03231(FSHR antibody) at dilution of 1:100



Immunofluorescence analysis of HeLa cells using FNab03231(FSHR antibody) at dilution of 1:100. Blue: DAPI for nuclear staining.



SW626 cells were subjected to SDS PAGE followed by western blot with FNab03231(FSHR antibody) at dilution of 1:1000