

## anti- FOXA2 antibody

### Product Information

Catalog No.:	FNab03188
Size:	100µg
Form:	liquid
Purification:	Immunogen affinity purified
Purity:	≥95% as determined by SDS-PAGE
Host:	Rabbit
Clonality:	polyclonal
Clone ID:	None
IsoType:	IgG
Storage:	PBS with 0.02% sodium azide and 50% glycerol pH 7.3, -20°C for 12 months (Avoid repeated freeze / thaw cycles.)

### Immunogen information

Immunogen:	forkhead box A2
Synonyms:	forkhead box A2, Forkhead box protein A2, FOXA2, HNF 3 beta, HNF 3B, HNF3B, TCF 3B, TCF3B, Transcription factor 3B
Observed MW:	60 kDa
Uniprot ID :	Q9Y261

### Application

Reactivity:	Human
Tested Application:	ELISA, IP, WB, IHC
Recommended dilution:	WB: 1:500-1:5000; IP: 1:200-1:1000; IHC: 1:20-1:200; IF: 1:50-1:500
Image:	

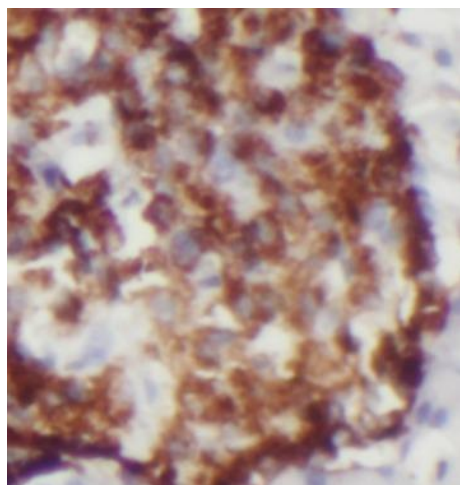
### Wuhan Fine Biotech Co., Ltd.

B9 Bld, High-Tech Medical Devices Park, No. 818 Gaoxin Ave. East Lake High-Tech Development Zone. Wuhan, Hubei, China(430206)

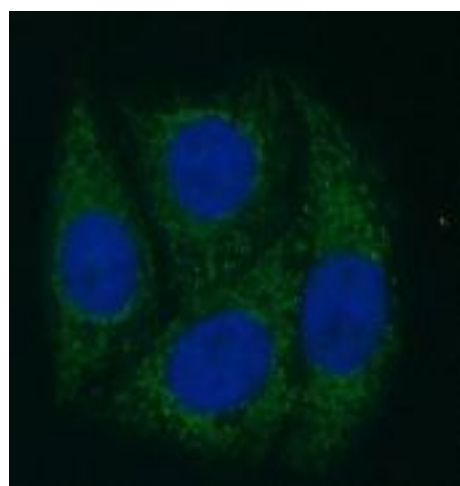
Tel : (0086)027-87384275

Fax: (0086)027-87800889

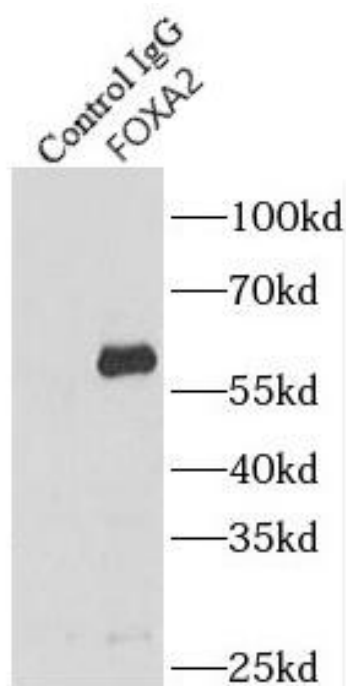
[www.fn-test.com](http://www.fn-test.com)




Immunohistochemistry of paraffin-embedded human pancreas tissue slide using FNab03188(FOXA2 Antibody) at dilution of 1:50



Immunofluorescent analysis of ( -20°C Ethanol ) fixed HepG2 cells using FNab03188 ( FOXA2 Antibody) at dilution of 1:50 and Alexa Fluor 488-conjugated AffiniPure Goat Anti-Rabbit IgG(H+L)



IP Result of anti-FOXA2 (IP:FNab03188, 3ug;  
Detection:FNab03188 1:300) with HepG2 cells  
lysate 1920ug.



HepG2 cells were subjected to SDS PAGE  
followed by western blot with FNab03188(FOXA2  
Antibody) at dilution of 1:1000