

anti- FKBP10 antibody

Product Information

Catalog No.:	FNab03134
Size:	100µg
Form:	liquid
Purification:	Immunogen affinity purified
Purity:	≥95% as determined by SDS-PAGE
Host:	Rabbit
Clonality:	polyclonal
Clone ID:	None
IsoType:	IgG
Storage:	PBS with 0.02% sodium azide and 50% glycerol pH 7.3, -20°C for 12 months (Avoid repeated freeze / thaw cycles.)

Background

PPIases accelerate the folding of proteins during protein synthesis.

Immunogen information

Immunogen:	FK506 binding protein 10, 65 kDa
Synonyms:	FKBP65
Observed MW:	64 kDa
UniprotID :	Q96AY3

Application

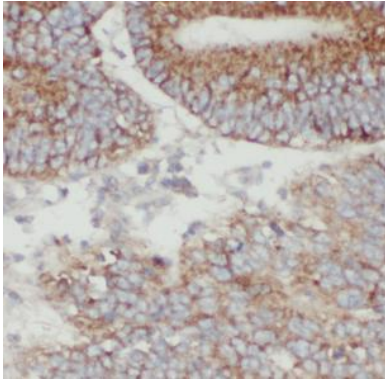
Reactivity:	Human, Mouse, Rat
Tested Application:	ELISA, IHC, WB, IP
Recommended dilution:	WB: 1:500-1:2000; IP: 1:200-1:1000; IHC: 1:20-1:200
Image:	

Wuhan Fine Biotech Co., Ltd.

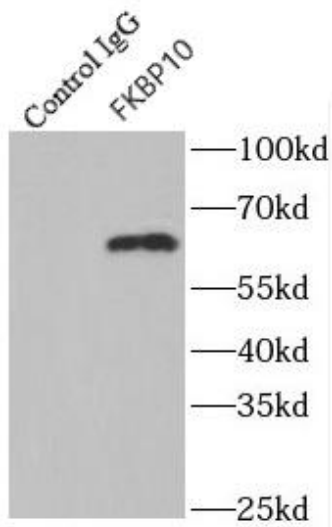
B9 Bld, High-Tech Medical Devices Park, No. 818 GaoxinAve. East Lake High-Tech Development Zone. Wuhan, Hubei, China(430206)

Tel : (0086)027-87384275

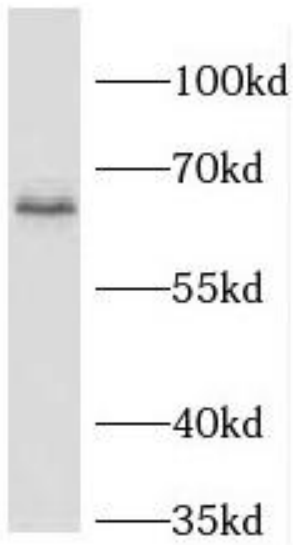
Fax: (0086)027-87800889 www.fn-test.com



Immunohistochemistry of paraffin-embedded human colon cancer using FNab03134(FKBP10 antibody) at dilution of 1:50



IP Result of anti-FKBP65 (IP:FNab03134, 4ug; Detection:FNab03134 1:600) with HEK-293 cells lysate 2800ug.



HEK-293 cells were subjected to SDS PAGE followed by western blot with FNab03134(FKBP10 Antibody) at dilution of 1:600