

anti- Fibulin 5 antibody

Product Information

Catalog No.:	FNab03126
Size:	100µg
Form:	liquid
Purification:	Protein A+G purification
Purity:	≥95% as determined by SDS-PAGE
Host:	Mouse
Clonality:	monoclonal
Clone ID:	8H8
IsoType:	IgG2a
Storage:	PBS with 0.02% sodium azide and 50% glycerol pH 7.3 , -20°C for 24 months (Avoid repeated freeze / thaw cycles.)

Immunogen information

Immunogen:	fibulin 5
Synonyms:	ARMD3, DANCE, EVEC, FBLN5, FIBL 5, fibulin 5, UP50, Urine p50 protein
Observed MW:	64-66 kDa
Uniprot ID :	Q9UBX5

Application

Reactivity:	Human, Mouse, Rat
Tested Application:	ELISA, WB, IHC, IF
Recommended dilution:	WB: 1:500-1:5000; IHC: 1:20-1:200; IF: 1:20-1:200
Image:	

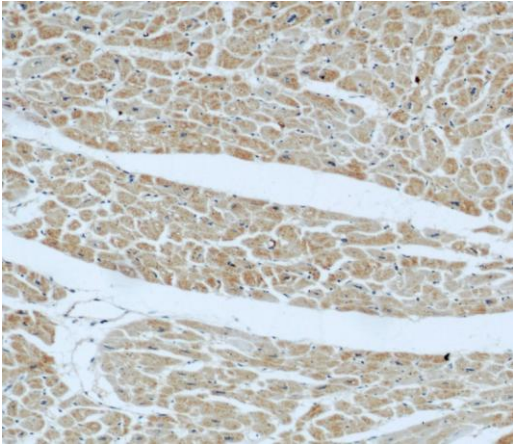
Wuhan Fine Biotech Co., Ltd.

B9 Bld, High-Tech Medical Devices Park, No. 818 Gaoxin Ave. East Lake High-Tech Development Zone. Wuhan, Hubei, China(430206)

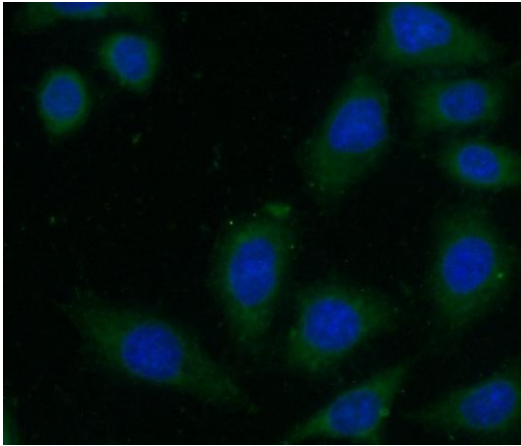
Tel : (0086)027-87384275

Fax: (0086)027-87800889


www.fn-test.com



Immunohistochemistry of paraffin-embedded human heart using FNab03126(FBLN5 antibody) at dilution of 1:50



Immunofluorescent analysis of (-20°C Ethanol) fixed HeLa cells using FNab03126 (FBLN5 Antibody) at dilution of 1:50 and Alexa Fluor 488-conjugated AffiniPure Goat Anti-Mouse IgG(H+L)



MCF7 cells were subjected to SDS PAGE followed by western blot with FNab03126(FBLN5 antibody) at dilution of 1:500